



Location: Greeley, CO

June 12-13

Below are the Schedules for all

BOYS DIVISIONS

for this event.

Note that there are multiple divisions, so remember to

scroll down to find your division.

Thank you for participating in Kick It!



Greeley, CO

JUNE 12-13

Schedules are subject to change. Check on-line frequently for updates, and during the event, Check the Master Scoreboard for Official Game Schedules. EACH TEAM is responsible for reviewing the MASTER SCOREBOARD after EACH GAME, Winning Teams are responsible for turning in GAME CARDS.

6/11/2010 12:51

Version: 07232009

Last Updated: FRIDAY, JUNE 11

Updated By: D.G.

Teams: 3

Division ID:

04.M

Division Description: 04 YOUTH MALE

POOL #	KICK IT ID NUMBER	TEAM NAME	CITY	STATE	WINS	LOSSES	TIES
Pool 1	102844	LITTLE WARRIORS					
	102854	TYKES					
	102820	SCORPIONS					

	KI ID#	FINAL STANDINGS (Completed after THIS event)	Local PTS	Reg. PTS
1		(Champion of THIS Event)		
2		(2nd Place of THIS Event)		
3		(3rd Place of THIS Event)		

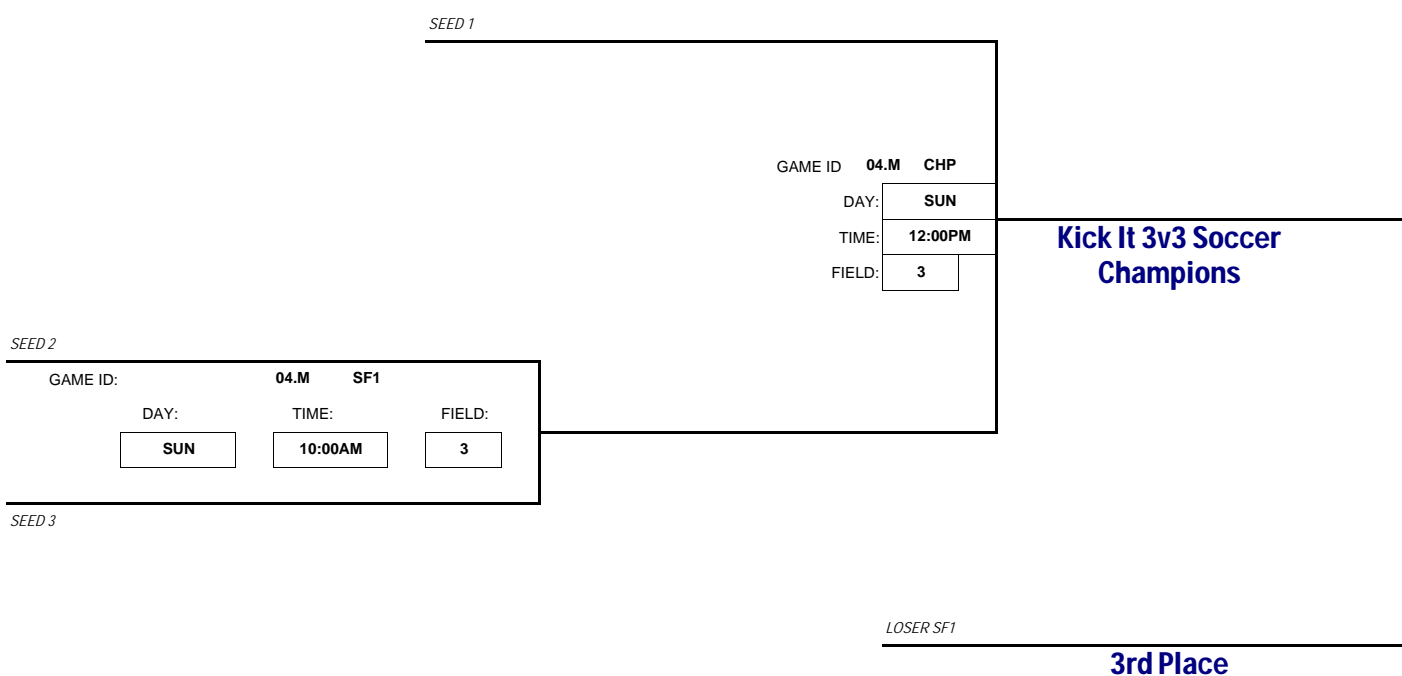
For a Complete Explanation of the KICK IT 3v3 RANKINGS, visit the "Rankings" tab at www.kickit3v3.com

Pool Play Games:

GAME ID	DAY	TIME	FIELD	TEAM	vs	TEAM	POOL #	WINNER	SCORE
04.M .001	SAT	9:30AM	5	LITTLE WARRIORS	vs	TYKES	Pool 1		
04.M .002	SAT	10:30AM	5	SCORPIONS	vs	TYKES			
04.M .003	SAT	11:30AM	5	LITTLE WARRIORS	vs	SCORPIONS			
04.M .004	SAT	2:30PM	5	TYKES	vs	LITTLE WARRIORS			
04.M .005	SAT	3:30PM	5	TYKES	vs	SCORPIONS			
04.M .006	SAT	4:30PM	5	SCORPIONS	vs	LITTLE WARRIORS			

Tie-Breakers: (1) Head to head results between the tied teams; (2) Goal difference in head to head games; (3) Goals against in head to head games; (4) Goal difference in pool play games; (5) Goals against in pool play games; (6) Shootout

Championship Bracket Games



By participating in a Local Event teams qualify for the Kick It 3v3 Soccer Regional Championships
All Gold division teams and the top 6 Silver teams at the Regional Events qualify for the Kick It 3v3 Soccer World Championships



Greeley, CO

June 12-13th

Schedules are subject to change. Check on-line frequently for updates, and during the event, Check the Master Scoreboard for Official Game Schedules. EACH TEAM is responsible for reviewing the MASTER SCOREBOARD after EACH GAME, Winning Teams are responsible for turning in GAME CARDS.

6/11/2010 12:51

07232009

Last Updated: THURSDAY JUNE, 11TH

Updated By: D.G.

Teams: 6

Division ID:

Division Description: 03' YOUTH MALE

03.M

POOL #	KICK IT ID NUMBER	TEAM NAME	CITY	STATE	WINS	LOSSES	TIES
Pool 1	102572	MINI-DUDES					
	102723	WINDSOR WARRIORS					
	102568	JUNIOR COUGARS					
	102047	STORM LIGHTNING					
	102874	MINI GUNNERS					
	102875	MINI ARSENAL					

	KI ID#	FINAL STANDINGS (Completed after THIS event)	Local PTS	Reg. PTS
1		(Champion of THIS Event)	600	
2		(2nd Place of THIS Event)	540	
3		(3rd Place of THIS Event)	480	
4		(4th Place of THIS Event)	420	
5		(5th Place of THIS Event)	360	
6		(6th Place of THIS Event)	360	

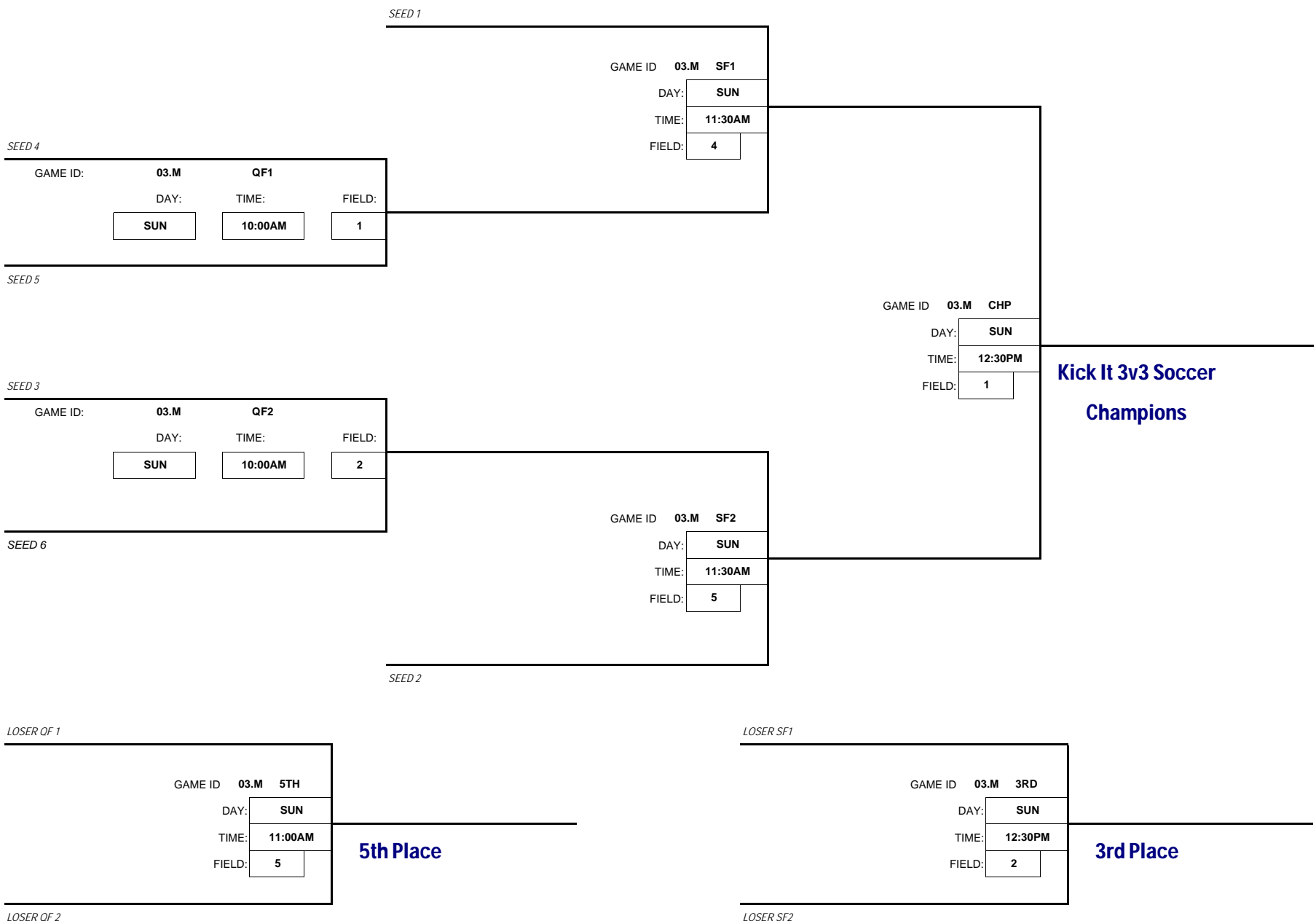
For a Complete Explanation of the KICK IT 3v3 RANKINGS, visit the "Rankings" tab at www.kickit3v3.com

Pool Play Games:

GAME ID	DAY	TIME	FIELD	TEAM	vs	TEAM	POOL #	WINNER	SCORE
03.M .001	SAT	9:00AM	4	MINI-DUDES	vs	WINDSOR WARRIORS	Pool 1		
03.M .002	SAT	9:00AM	5	JUNIOR COUGARS	vs	STORM LIGHTNING			
03.M .003	SAT	10:00AM	4	MINI GUNNERS	vs	MINI ARSENAL			
03.M .004	SAT	10:00AM	5	MINI-DUDES	vs	JUNIOR COUGARS			
03.M .005	SAT	11:00AM	4	WINDSOR WARRIORS	vs	MINI GUNNERS			
03.M .006	SAT	11:00AM	5	STORM LIGHTNING	vs	MINI ARSENAL			
03.M .007	SAT	2:30PM	4	JUNIOR COUGARS	vs	MINI GUNNERS			
03.M .008	SAT	3:00PM	5	WINDSOR WARRIORS	vs	MINI ARSENAL			
03.M .009	SAT	4:00PM	4	MINI-DUDES	vs	STORM LIGHTNING			

Tie-Breakers: (1) Head to head results between the tied teams; (2) Goal difference in head to head games; (3) Goals against in head to head games; (4) Goal difference in pool play games; (5) Goals against in pool play games; (6) Shootout

Championship Bracket Games



By participating in a Local Event teams qualify for the Kick It 3v3 Soccer Regional Championships
All Gold division teams and the top 6 Silver teams at the Regional Events qualify for the Kick It 3v3 Soccer World Championships



Greeley, CO

June 12-13th

Schedules are subject to change. Check on-line frequently for updates, and during the event, Check the Master Scoreboard for Official Game Schedules. EACH TEAM is responsible for reviewing the MASTER SCOREBOARD after EACH GAME, Winning Teams are responsible for turning in GAME CARDS.

6/11/2010 12:51

07232009

Last Updated: THURSDAY JUNE, 11TH

Updated By: D.G.

Teams: 6

Division ID:

02.M

Division Description: 02' MALE YOUTH

POOL #	KICK IT ID NUMBER	TEAM NAME	CITY	STATE	WINS	LOSSES	TIES
Pool 1	102846	REGULATORS #2					
	102837	HAIL STORM					
	102817	HALF PINT BRAWLERS					
	102816	ORANGE CRUSH					
	102019	REGULATORS #1					
	102046	RUSH STRIKERS					

Ranking	KI ID#	FINAL STANDINGS (Completed after THIS event)	Local PTS	Reg. PTS
1		(Champion of THIS Event)	600	
2		(2nd Place of THIS Event)	540	
3		(3rd Place of THIS Event)	480	
4		(4th Place of THIS Event)	420	
5		(5th Place of THIS Event)	360	
6		(6th Place of THIS Event)	360	

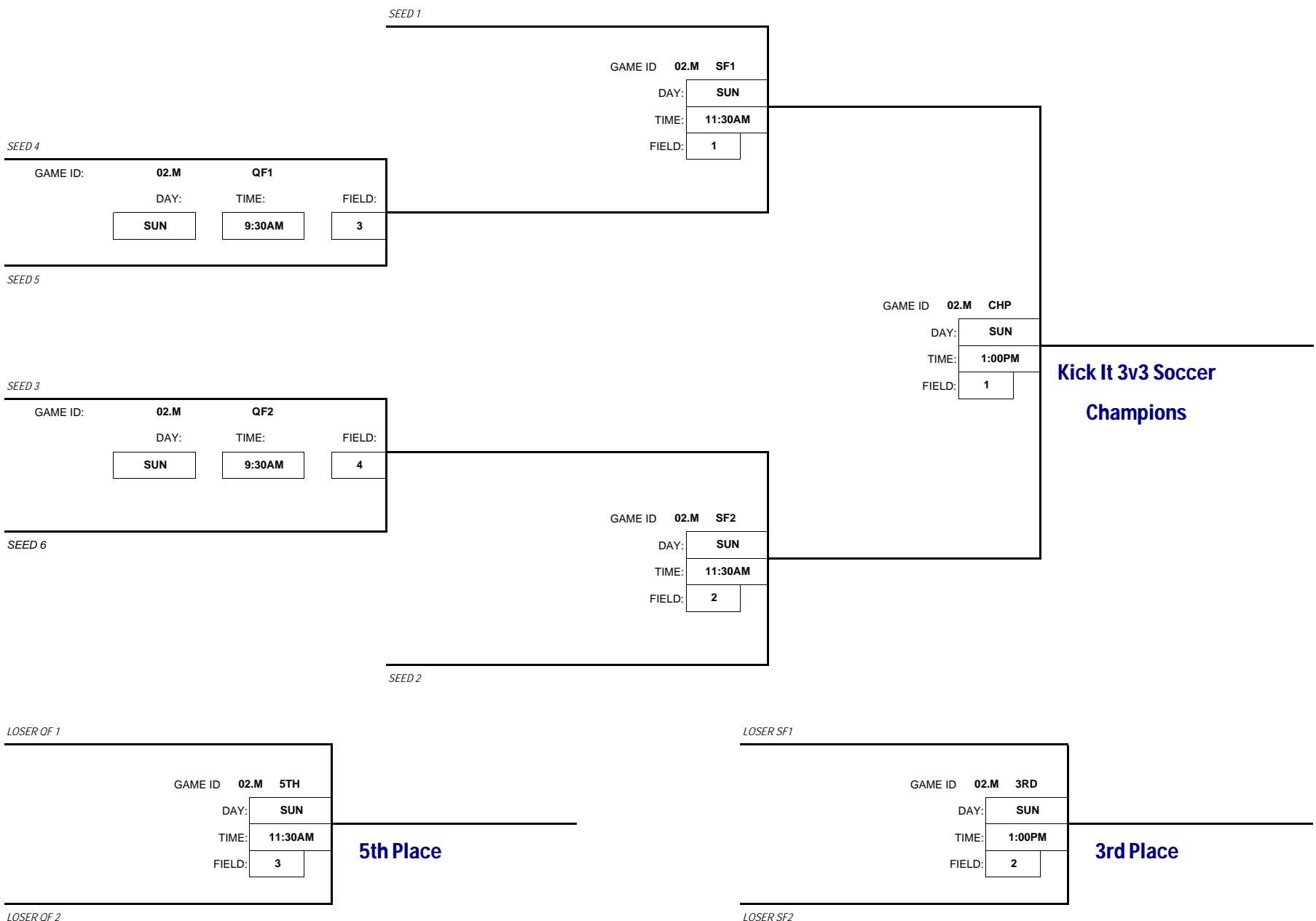
For a Complete Explanation of the KICK IT 3v3 RANKINGS, visit the "Rankings" tab at www.kickit3v3.com

Pool Play Games:

GAME ID	DAY	TIME	FIELD	TEAM	vs	TEAM	POOL #	WINNER	SCORE
02.M .001	SAT	10:00AM	1	REGULATORS #2	vs	HAIL STORM	Pool 1		
02.M .002	SAT	10:00AM	2	HALF PINT BRAWLERS	vs	ORANGE CRUSH			
02.M .003	SAT	10:00AM	3	REGULATORS #1	vs	RUSH STRIKERS			
02.M .004	SAT	11:30AM	1	REGULATORS #2	vs	HALF PINT BRAWLERS			
02.M .005	SAT	11:30AM	2	HAIL STORM	vs	REGULATORS #1			
02.M .006	SAT	11:30AM	3	ORANGE CRUSH	vs	RUSH STRIKERS			
02.M .007	SAT	3:30PM	1	HALF PINT BRAWLERS	vs	REGULATORS #1			
02.M .008	SAT	3:30PM	2	HAIL STORM	vs	RUSH STRIKERS			
02.M .009	SAT	3:30PM	3	REGULATORS #2	vs	ORANGE CRUSH			

Tie-Breakers: (1) Head to head results between the tied teams; (2) Goal difference in head to head games; (3) Goals against in head to head games; (4) Goal difference in pool play games; (5) Goals against in pool play games; (6) Shootout

Championship Bracket Games



By participating in a Local Event teams qualify for the Kick It 3v3 Soccer Regional Championships
 All Gold division teams and the top 6 Silver teams at the Regional Events qualify for the Kick It 3v3 Soccer World Championships



GREELEY, CO

JUNE 12-13TH

Schedules are subject to change. Check on-line frequently for updates, and during the event, Check the Master Scoreboard for Official Game Schedules. EACH TEAM is responsible for reviewing the MASTER SCOREBOARD after EACH GAME, Winning Teams are responsible for turning in GAME CARDS.

6/11/2010 12:51

Version: 07232009

Last Updated: FRIDAY, JUNE 11TH

Updated By: B.L.

Teams: 5

Division ID:

01.M.O

Division Description: 01' MALE YOUTH OPEN

POOL #	KICK IT ID NUMBER	TEAM NAME	CITY	STATE	WINS	LOSSES	TIES
Pool 1	102818	STORM NORTH KICKERS BLUE					
	101393	RED DEVILS					
	102556	FLAMING DONUTS					
	102562	FOCO UNITED					
	102822	STORM NORTH KICKERS RED					

	KI ID#	FINAL STANDINGS (Completed after THIS event)	Local PTS	Reg. PTS
1		(Champion of THIS Event)	500	
2		(2nd Place of THIS Event)	450	
3		(3rd Place of THIS Event)	400	
4		(4th Place of THIS Event)	350	
5		(5th Place of THIS Event)	300	

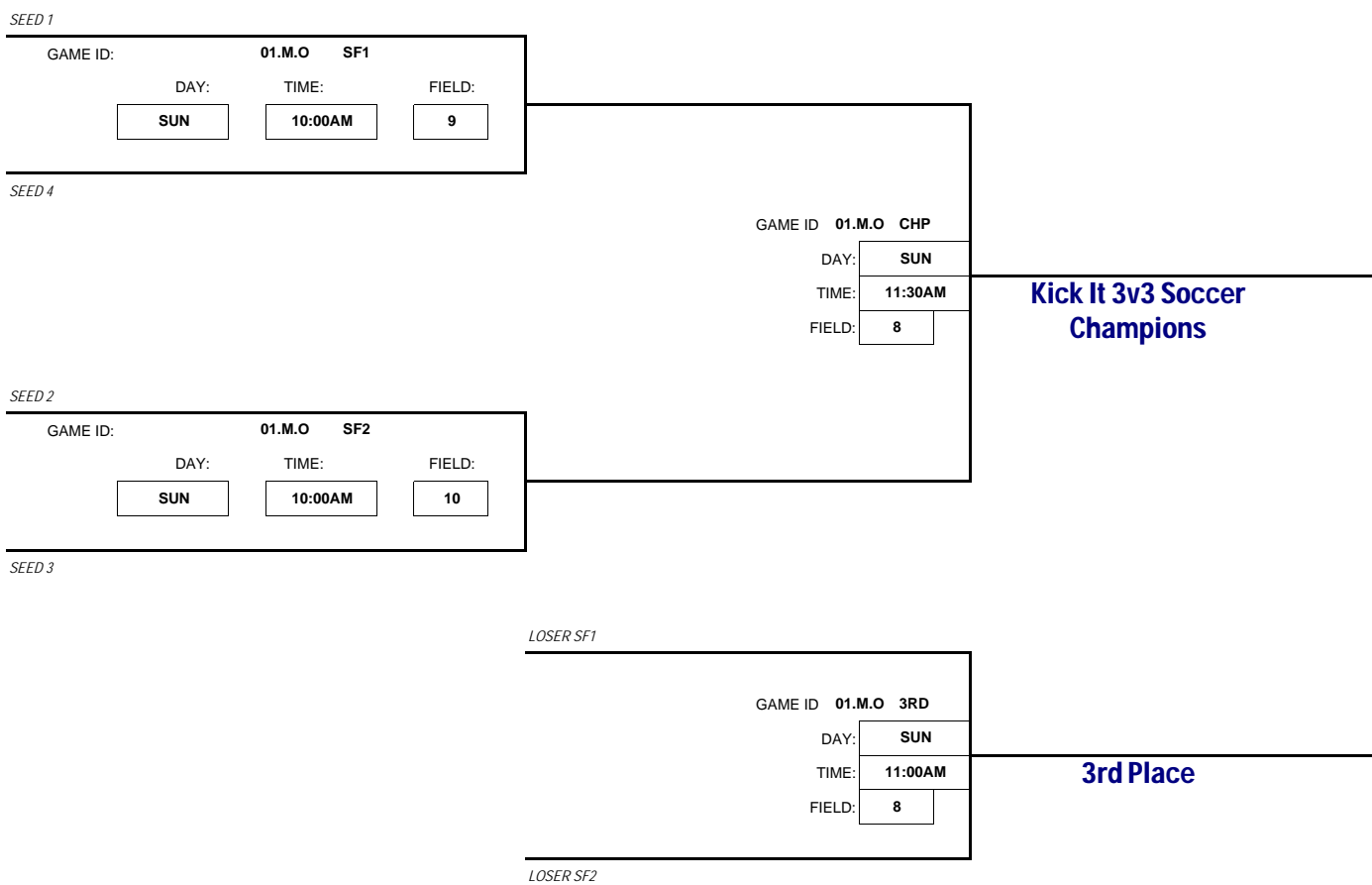
For a Complete Explanation of the KICK IT 3v3 RANKINGS, visit the "Rankings" tab at www.kickit3v3.com

Pool Play Games:

GAME ID	DAY	TIME	FIELD	TEAM	vs	TEAM	POOL #	WINNER	SCORE
01.M.O .001	SAT	9:00AM	14	STORM NORTH KICKERS BLUE	vs	RED DEVILS	Pool 1		
01.M.O .002	SAT	9:00AM	15	FLAMING DONUTS	vs	FOCO UNITED			
01.M.O .003	SAT	10:30AM	14	STORM NORTH KICKERS BLUE	vs	STORM NORTH KICKERS RED			
01.M.O .004	SAT	10:30AM	15	RED DEVILS	vs	FOCO UNITED			
01.M.O .005	SAT	11:30AM	16	FLAMING DONUTS	vs	STORM NORTH KICKERS RED			
01.M.O .006	SAT	12:00PM	16	STORM NORTH KICKERS BLUE	vs	FOCO UNITED			
01.M.O .007	SAT	3:00PM	14	RED DEVILS	vs	FLAMING DONUTS			
01.M.O .008	SAT	3:00PM	15	FOCO UNITED	vs	STORM NORTH KICKERS RED			
01.M.O .009	SAT	4:00PM	14	STORM NORTH KICKERS BLUE	vs	FLAMING DONUTS			
01.M.O .010	SAT	4:00PM	15	RED DEVILS	vs	STORM NORTH KICKERS RED			

Tie-Breakers: (1) Head to head results between the tied teams; (2) Goal difference in head to head games; (3) Goals against in head to head games; (4) Goal difference in pool play games; (5) Goals against in pool play games; (6) Shootout

Championship Bracket Games



By participating in a Local Event teams qualify for the Kick It 3v3 Soccer Regional Championships
All Gold division teams and the top 6 Silver teams at the Regional Events qualify for the Kick It 3v3 Soccer World Championships



GREELEY, CO

JUNE 12-13TH

Schedules are subject to change. Check on-line frequently for updates, and during the event, Check the Master Scoreboard for Official Game Schedules. EACH TEAM is responsible for reviewing the MASTER SCOREBOARD after EACH GAME, Winning Teams are responsible for turning in GAME CARDS.

6/11/2010 12:51

Version: 07232009

Last Updated: FRIDAY, JUNE 11TH

Updated By: B.L.

Teams: 5

Division ID:

00.M.G

Division Description: 00' MALE YOUTH GOLD

POOL #	KICK IT ID NUMBER	TEAM NAME	CITY	STATE	WINS	LOSSES	TIES
Pool 1	102803	AVALANCHE					
	102806	BROOMFIELD BLIZZARD					
	102582	SARABIA JR.					
	102080	ARSENAL UNITED					
	102876	GUNNERS					

	KI ID#	FINAL STANDINGS (Completed after THIS event)	Local PTS	Reg. PTS
1		(Champion of THIS Event)	500	
2		(2nd Place of THIS Event)	450	
3		(3rd Place of THIS Event)	400	
4		(4th Place of THIS Event)	350	
5		(5th Place of THIS Event)	300	

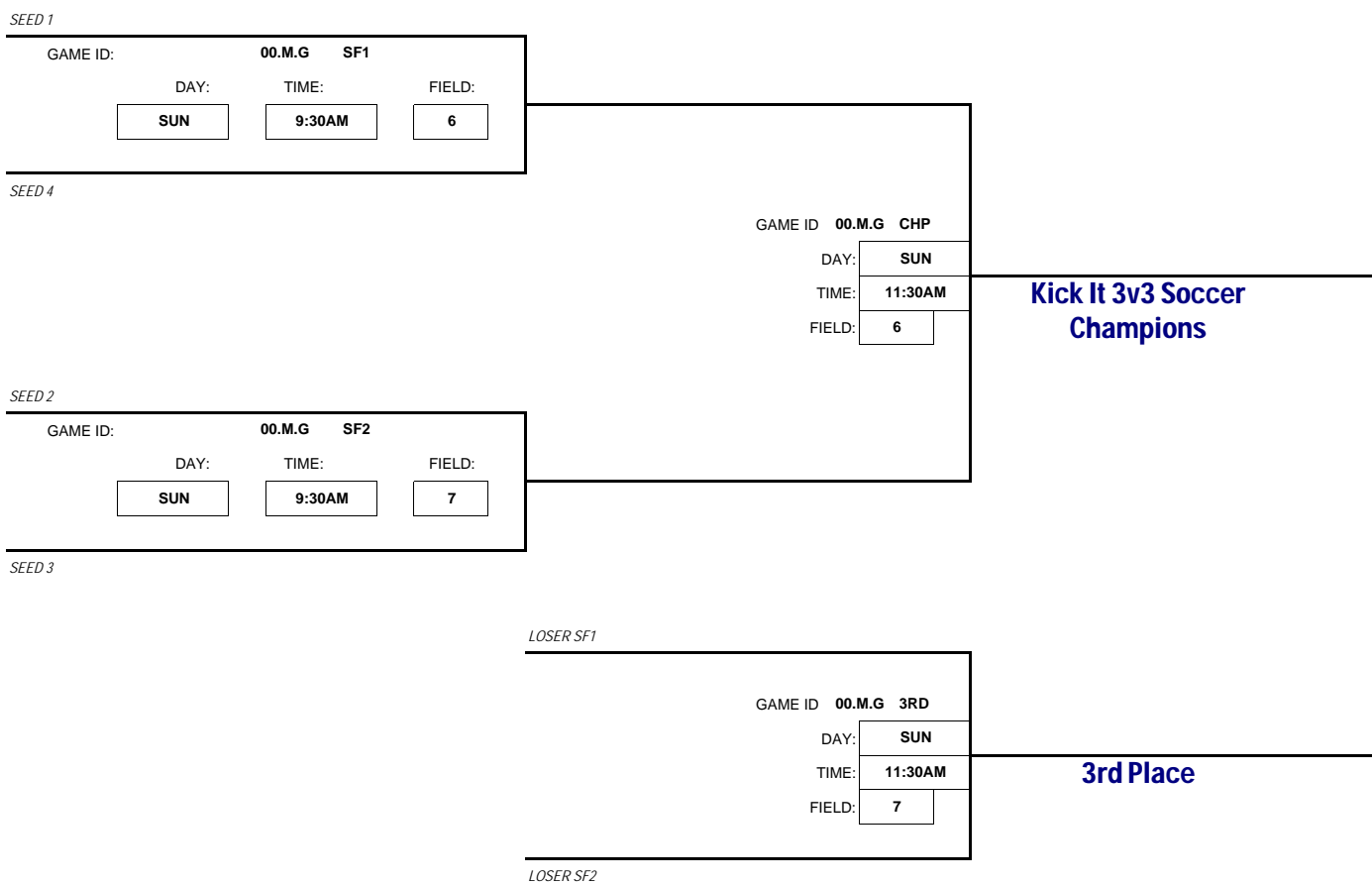
For a Complete Explanation of the KICK IT 3v3 RANKINGS, visit the "Rankings" tab at www.kickit3v3.com

Pool Play Games:

GAME ID	DAY	TIME	FIELD	TEAM	vs	TEAM	POOL #	WINNER	SCORE
00.M.G .001	SAT	9:30AM	7	AVALANCHE	vs	BROOMFIELD BLIZZARD	Pool 1		
00.M.G .002	SAT	9:30AM	8	SARABIA JR.	vs	ARSENAL UNITED			
00.M.G .003	SAT	10:30AM	7	AVALANCHE	vs	GUNNERS			
00.M.G .004	SAT	10:30AM	8	BROOMFIELD BLIZZARD	vs	ARSENAL UNITED			
00.M.G .005	SAT	12:00PM	7	SARABIA JR.	vs	GUNNERS			
00.M.G .006	SAT	12:00PM	8	AVALANCHE	vs	ARSENAL UNITED			
00.M.G .007	SAT	2:30PM	8	BROOMFIELD BLIZZARD	vs	SARABIA JR.			
00.M.G .008	SAT	3:00PM	6	ARSENAL UNITED	vs	GUNNERS			
00.M.G .009	SAT	4:00PM	6	AVALANCHE	vs	SARABIA JR.			
00.M.G .010	SAT	4:30PM	8	BROOMFIELD BLIZZARD	vs	GUNNERS			

Tie-Breakers: (1) Head to head results between the tied teams; (2) Goal difference in head to head games; (3) Goals against in head to head games; (4) Goal difference in pool play games; (5) Goals against in pool play games; (6) Shootout

Championship Bracket Games



By participating in a Local Event teams qualify for the Kick It 3v3 Soccer Regional Championships
 All Gold division teams and the top 6 Silver teams at the Regional Events qualify for the Kick It 3v3 Soccer World Championships



GREELEY, CO

JUNE 12-13TH

Schedules are subject to change. Check on-line frequently for updates, and during the event, Check the Master Scoreboard for Official Game Schedules. EACH TEAM is responsible for reviewing the MASTER SCOREBOARD after EACH GAME, Winning Teams are responsible for turning in GAME CARDS.

6/11/2010 12:51

Version: 07232009

Last Updated: FRIDAY, JUNE 11TH

Updated By: B.L.

Teams: 5

Division ID:

99.M.O

Division Description: 99' MALE YOUTH OPEN

POOL #	KICK IT ID NUMBER	TEAM NAME	CITY	STATE	WINS	LOSSES	TIES
Pool 1	102805	LANESRA REVEROF					
	101159	MAD DOGS					
	101616	ARSENAL UNITED					
	102742	WINDSOR HIPPOS					
	102553	BLAST					

	KI ID#	FINAL STANDINGS (Completed after THIS event)	Local PTS	Reg. PTS
1		(Champion of THIS Event)	500	
2		(2nd Place of THIS Event)	450	
3		(3rd Place of THIS Event)	400	
4		(4th Place of THIS Event)	350	
5		(5th Place of THIS Event)	300	

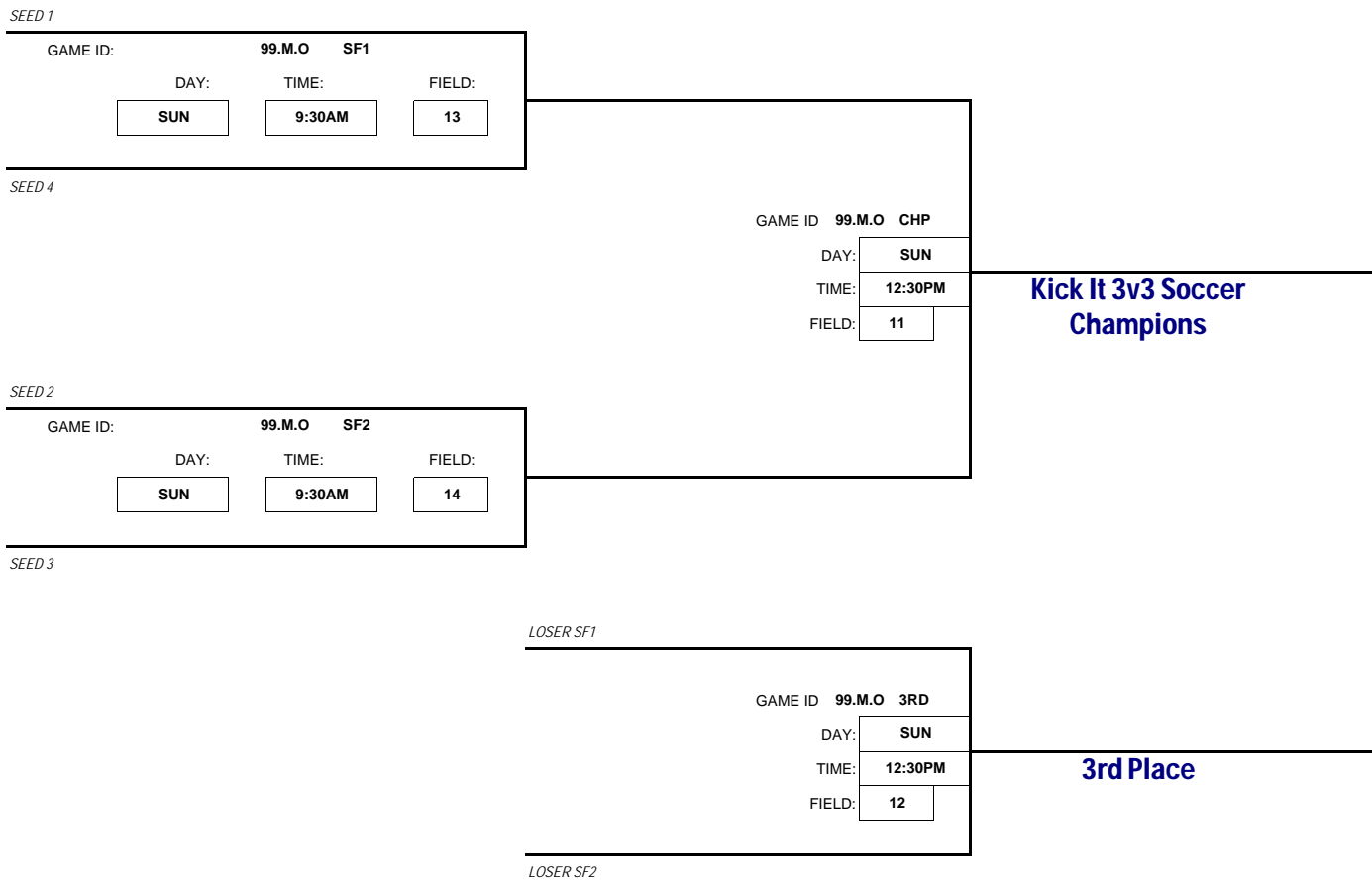
For a Complete Explanation of the KICK IT 3v3 RANKINGS, visit the "Rankings" tab at www.kickit3v3.com

Pool Play Games:

GAME ID	DAY	TIME	FIELD	TEAM	vs	TEAM	POOL #	WINNER	SCORE
99.M.O .001	SAT	9:00AM	19	LANESRA REVEROF	vs	MAD DOGS	Pool 1		
99.M.O .002	SAT	9:00AM	20	ARSENAL UNITED	vs	WINDSOR HIPPOS			
99.M.O .003	SAT	10:00AM	19	LANESRA REVEROF	vs	BLAST			
99.M.O .004	SAT	10:00AM	20	MAD DOGS	vs	WINDSOR HIPPOS			
99.M.O .005	SAT	11:30AM	19	ARSENAL UNITED	vs	BLAST			
99.M.O .006	SAT	11:30AM	20	LANESRA REVEROF	vs	WINDSOR HIPPOS			
99.M.O .007	SAT	3:00PM	19	MAD DOGS	vs	ARSENAL UNITED			
99.M.O .008	SAT	3:00PM	20	WINDSOR HIPPOS	vs	BLAST			
99.M.O .009	SAT	4:00PM	19	LANESRA REVEROF	vs	ARSENAL UNITED			
99.M.O .010	SAT	4:00PM	20	MAD DOGS	vs	BLAST			

Tie-Breakers: (1) Head to head results between the tied teams; (2) Goal difference in head to head games; (3) Goals against in head to head games; (4) Goal difference in pool play games; (5) Goals against in pool play games; (6) Shootout

Championship Bracket Games



By participating in a Local Event teams qualify for the Kick It 3v3 Soccer Regional Championships
 All Gold division teams and the top 6 Silver teams at the Regional Events qualify for the Kick It 3v3 Soccer World Championships



GREELEY, CO

Sc
***Pl

Schedules are subject to change. Check on-line frequently for updates, and during the event, Check the Master Scoreboard for Official Game Schedules. EACH TEAM is responsible for reviewing the MASTER SCOREBOARD after EACH GAME, Winning Teams are responsible for turning in GAME CARDS.

6/11/2010 12:51

Version: 07222009

Last Updated: FRIDAY, JUNE 11TH

Updated By: B.L.

Teams: 8

Division ID: **98.M.O**

Division Description: 98' MALE YOUTH OPEN

POOL #	KICK IT ID NUMBER	TEAM NAME	CITY	STATE	WINS	LOSSES	TIES
Pool 1		PUEBLO ELITE 98'					
	102849	RIP IT					
	102804	BARBARIANS					
	102809	DECPTICONS					
Pool 2	102566	FC LIGHTNING					
	102565	GRASS HOGS					
	102045	FORCE COUGARS					
	102739	STORM 98' ROYAL					

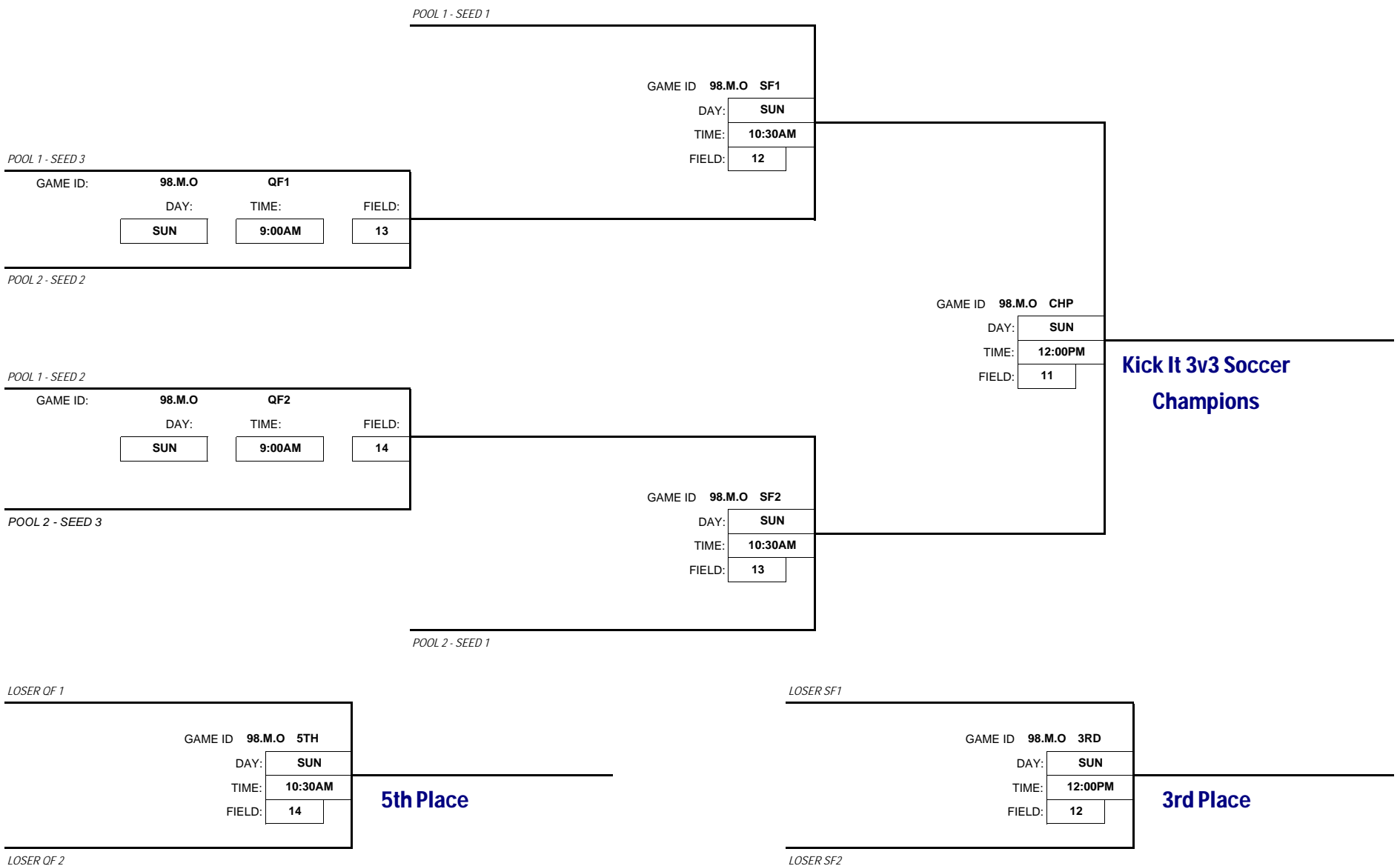
	KI ID#	FINAL STANDINGS (Completed after THIS event)	Local PTS	Reg. PTS
1		(Champion of THIS Event)	800	
2		(2nd Place of THIS Event)	720	
3		(3rd Place of THIS Event)	640	
4		(4th Place of THIS Event)	560	
5		(5th Place of THIS Event)	480	
6		(6th Place of THIS Event)	480	
7		(7th Place of THIS Event)	320	
8		(8th Place of THIS Event)	320	

For a Complete Explanation of the KICK IT 3v3 RANKINGS, visit the "Rankings" tab at www.kickit3v3.com

Pool Play Games:

GAME ID	DAY	TIME	FIELD	TEAM	vs	TEAM	POOL #	WINNER	SCORE
98.M.O .001	SAT	9:00AM	17	PUEBLO ELITE 98'	vs	RIP IT	Pool 1		
98.M.O .002	SAT	9:00AM	18	BARBARIANS	vs	DECPTICONS			
98.M.O .003	SAT	11:00AM	17	PUEBLO ELITE 98'	vs	BARBARIANS			
98.M.O .004	SAT	11:00AM	18	RIP IT	vs	DECPTICONS			
98.M.O .005	SAT	3:00PM	17	PUEBLO ELITE 98'	vs	DECPTICONS			
98.M.O .006	SAT	3:00PM	18	RIP IT	vs	BARBARIANS			
98.M.O .007	SAT	10:00AM	17	FC LIGHTNING	vs	GRASS HOGS	Pool 2		
98.M.O .008	SAT	10:00AM	18	FORCE COUGARS	vs	STORM 98' ROYAL			
98.M.O .009	SAT	11:30AM	17	FC LIGHTNING	vs	FORCE COUGARS			
98.M.O .010	SAT	11:30AM	18	GRASS HOGS	vs	STORM 98' ROYAL			
98.M.O .011	SAT	3:30PM	17	FC LIGHTNING	vs	STORM 98' ROYAL			
98.M.O .012	SAT	3:30PM	18	GRASS HOGS	vs	FORCE COUGARS			

Championship Bracket Games:



By participating in a Local Event teams qualify for the Kick It 3v3 Soccer Regional Championships
All Gold division teams and the top 6 Silver teams at the Regional Events qualify for the Kick It 3v3 Soccer World Championships



Greeley, CO
JUNE 12-13

Schedules are subject to change. Check on-line frequently for updates, and during the event, Check the Master Scoreboard for Official Game Schedules. EACH TEAM is responsible for reviewing the MASTER SCOREBOARD after EACH GAME, Winning Teams are responsible for turning in GAME CARDS.

6/11/2010 12:51

Version: 07232009

Last Updated:

Updated By: D.G.

Teams: 5

Division ID:

97.M.O

Division Description:

POOL #	KICK IT ID NUMBER	TEAM NAME	CITY	STATE	WINS	LOSSES	TIES
Pool 1	102836	COLORADO STARS					
	102552	NCSC CHIVAS					
	102730	TSV 1860					
	102725	WINDSOR WARRIORS					
	102745	RAPIDS					

FINAL STANDINGS (Will be completed after THIS event)		Local PTS	Reg. PTS
1	(Champion of THIS Event)	100	400
2	(2nd Place of THIS Event)	80	320
3	(3rd Place of THIS Event)	60	240
4	(4th Place of THIS Event)	40	160
5	(5th Place of THIS Event)	20	80

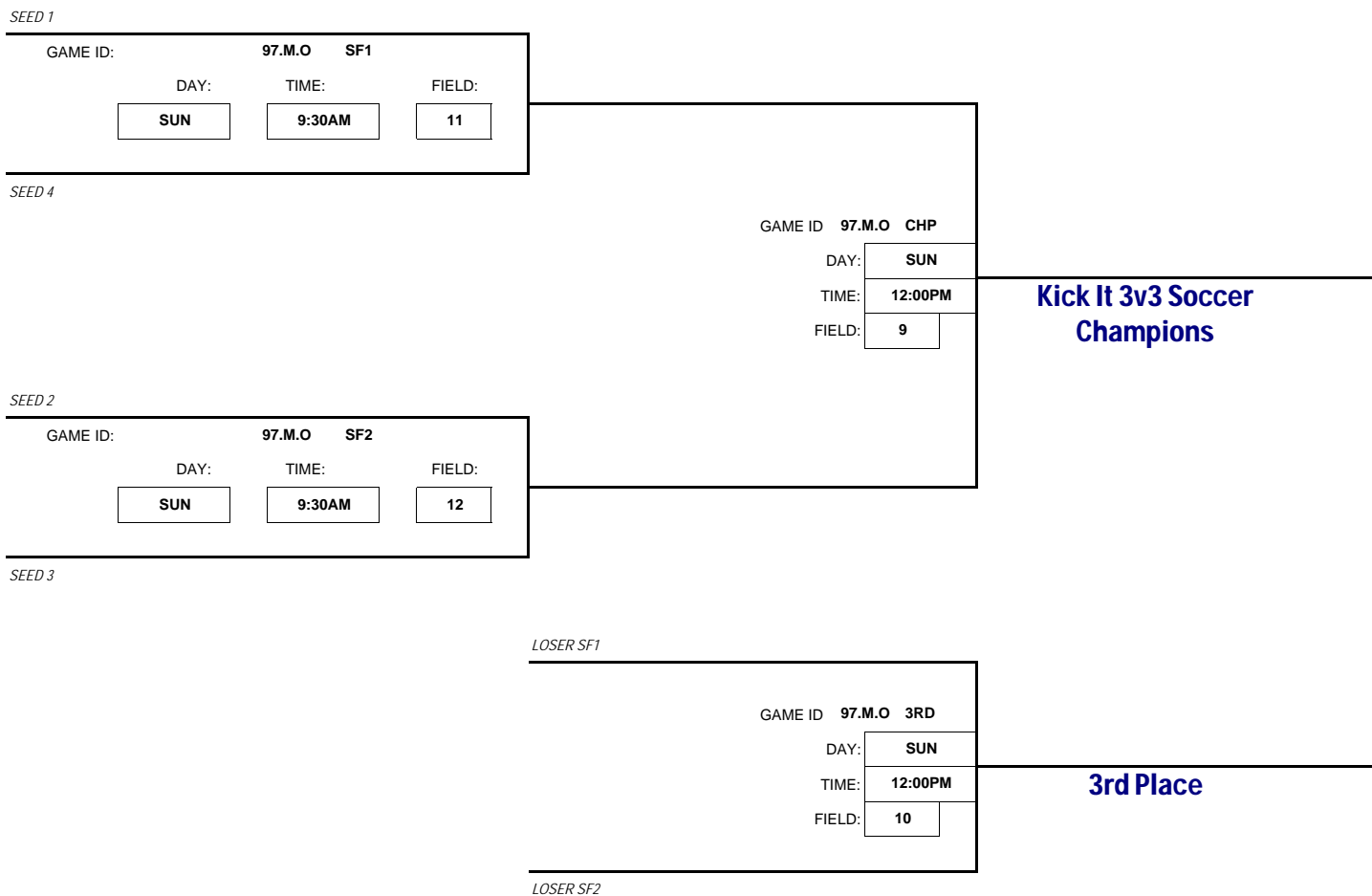
For a Complete Explanation of the KICK IT 3v3 RANKINGS, visit the "Rankings" tab at www.kickit3v3.com

Pool Play Games:

GAME ID	DAY	TIME	FIELD	TEAM	vs	TEAM	POOL #	WINNER	SCORE
97.M.O .001	SAT	10:00AM	14	COLORADO STARS	vs	NCSC CHIVAS	Pool 1		
97.M.O .002	SAT	10:00AM	15	TSV 1860	vs	WINDSOR WARRIORS			
97.M.O .003	SAT	11:30AM	14	COLORADO STARS	vs	RAPIDS			
97.M.O .004	SAT	11:30AM	15	NCSC CHIVAS	vs	WINDSOR WARRIORS			
97.M.O .005	SAT	2:30PM	9	TSV 1860	vs	RAPIDS			
97.M.O .006	SAT	2:30PM	10	COLORADO STARS	vs	WINDSOR WARRIORS			
97.M.O .007	SAT	3:30PM	14	NCSC CHIVAS	vs	TSV 1860			
97.M.O .008	SAT	3:30PM	15	WINDSOR WARRIORS	vs	RAPIDS			
97.M.O .009	SAT	4:30PM	14	COLORADO STARS	vs	TSV 1860			
97.M.O .010	SAT	4:30PM	15	NCSC CHIVAS	vs	RAPIDS			

Tie-Breakers: (1) Head to head results between the tied teams; (2) Goal difference in head to head games; (3) Goals against in head to head games; (4) Goal difference in pool play games; (5) Goals against in pool play games; (6) Shootout

Championship Bracket Games



Top 6 Teams from each division at Local Events qualify for the Kick It 3v3 Soccer Regional Championships
 Top 6 Teams from each division at the Regional Events qualify for the Kick It 3v3 Soccer World Championships
 To find out if your team qualifies as an Alternate Qualifying Team, email kickit3v3@experiencebest.com



Greeley, CO
JUNE 12-13

Schedules are subject to change. Check on-line frequently for updates, and during the event, Check the Master Scoreboard for Official Game Schedules. EACH TEAM is responsible for reviewing the MASTER SCOREBOARD after EACH GAME, Winning Teams are responsible for turning in GAME CARDS.

6/11/2010 12:51

Version: 07232009

Last Updated:
Updated By: D.G.
Teams: 5

Division ID: 96.M.G

Division Description: 96 Male Gold

POOL #	KICK IT ID NUMBER	TEAM NAME	CITY	STATE	WINS	LOSSES	TIES
Pool 1		VICTORIOUS SECRET					
	102843	KINGS KREW					
	102847	MANBEARPIGS					
	102732	FKD					
	102021	FIGHTING CHICKENS					

FINAL STANDINGS (Will be completed after THIS event)		Local PTS	Reg. PTS
1	(Champion of THIS Event)	100	400
2	(2nd Place of THIS Event)	80	320
3	(3rd Place of THIS Event)	60	240
4	(4th Place of THIS Event)	40	160
5	(5th Place of THIS Event)	20	80

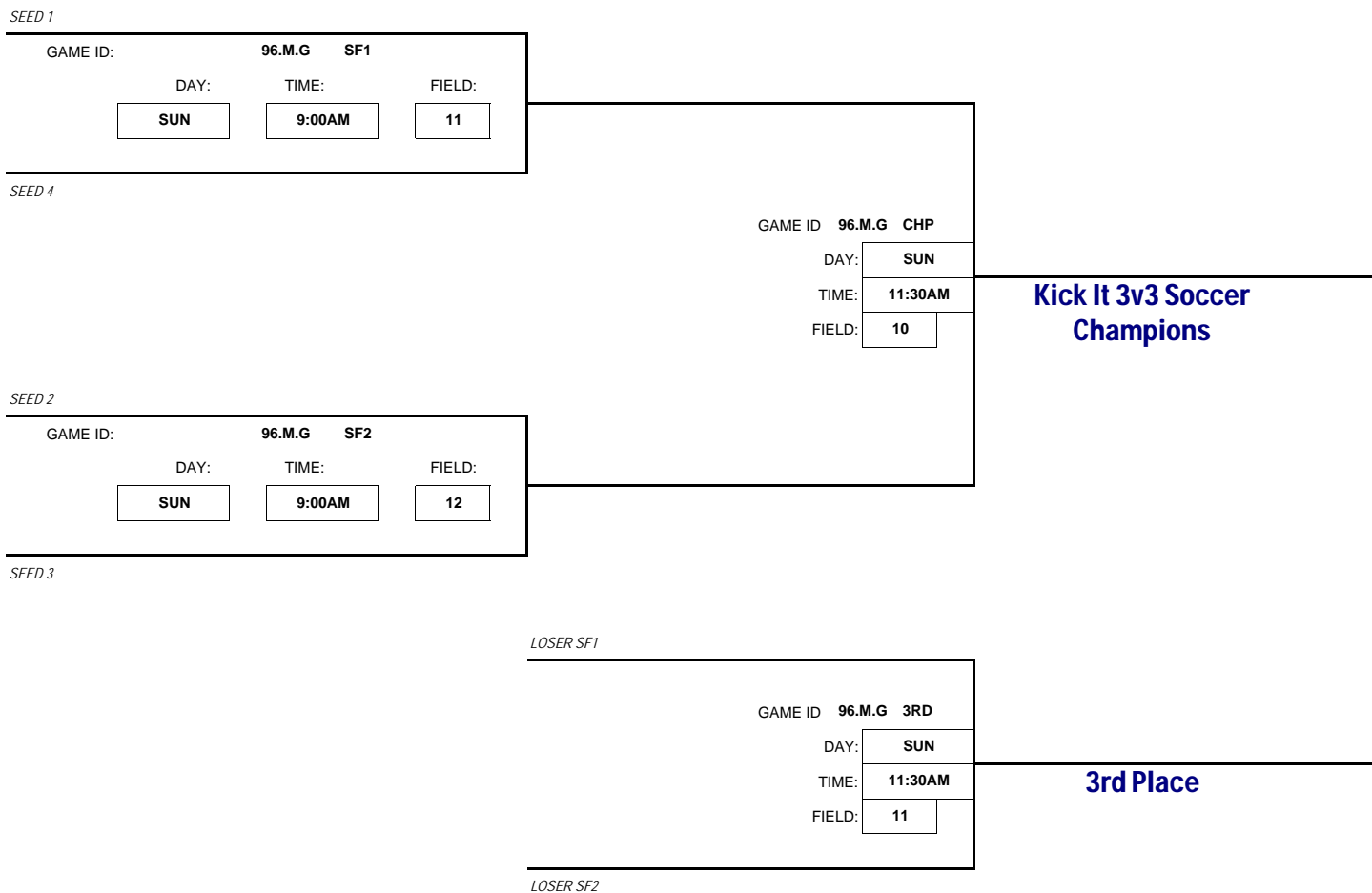
For a Complete Explanation of the KICK IT 3v3 RANKINGS, visit the "Rankings" tab at www.kickit3v3.com

Pool Play Games:

GAME ID	DAY	TIME	FIELD	TEAM	vs	TEAM	POOL #	WINNER	SCORE
96.M.G .001	SAT	9:30AM	14	VICTORIOUS SECRET	vs	KINGS KREW	Pool 1		
96.M.G .002	SAT	9:30AM	15	MANBEARPIGS	vs	FKD			
96.M.G .003	SAT	11:00AM	14	VICTORIOUS SECRET	vs	FIGHTING CHICKENS			
96.M.G .004	SAT	11:00AM	15	KINGS KREW	vs	FKD			
96.M.G .005	SAT	12:00PM	14	MANBEARPIGS	vs	FIGHTING CHICKENS			
96.M.G .006	SAT	12:00PM	15	VICTORIOUS SECRET	vs	FKD			
96.M.G .007	SAT	2:30PM	14	KINGS KREW	vs	MANBEARPIGS			
96.M.G .008	SAT	2:30PM	15	FKD	vs	FIGHTING CHICKENS			
96.M.G .009	SAT	3:30PM	12	VICTORIOUS SECRET	vs	MANBEARPIGS			
96.M.G .010	SAT	3:30PM	13	KINGS KREW	vs	FIGHTING CHICKENS			

Tie-Breakers: (1) Head to head results between the tied teams; (2) Goal difference in head to head games; (3) Goals against in head to head games; (4) Goal difference in pool play games; (5) Goals against in pool play games; (6) Shootout

Championship Bracket Games



Top 6 Teams from each division at Local Events qualify for the Kick It 3v3 Soccer Regional Championships
 Top 6 Teams from each division at the Regional Events qualify for the Kick It 3v3 Soccer World Championships
 To find out if your team qualifies as an Alternate Qualifying Team, email kickit3v3@experiencebest.com



Greeley, CO

JUNE 12-13

Schedules are subject to change. Check on-line frequently for updates, and during the event, Check the Master Scoreboard for Official Game Schedules. EACH TEAM is responsible for reviewing the MASTER SCOREBOARD after EACH GAME, Winning Teams are responsible for turning in GAME CARDS.

6/11/2010 12:51

Version: 07232009

Last Updated:

Updated By: D.G.

Teams: 3

Division ID:

95.M.G

Division Description: 95 Male Gold

POOL #	KICK IT ID NUMBER	TEAM NAME	CITY	STATE	WINS	LOSSES	TIES
Pool 1	102850	SHAKE N BAKE BABY					
	102855	WHAT					
	102838	CRUSH					

FINAL STANDINGS (Will be completed after THIS event)		Local PTS	Reg. PTS
1	(Champion of THIS Event)	60	240
2	(2nd Place of THIS Event)	48	192
3	(3rd Place of THIS Event)	36	144

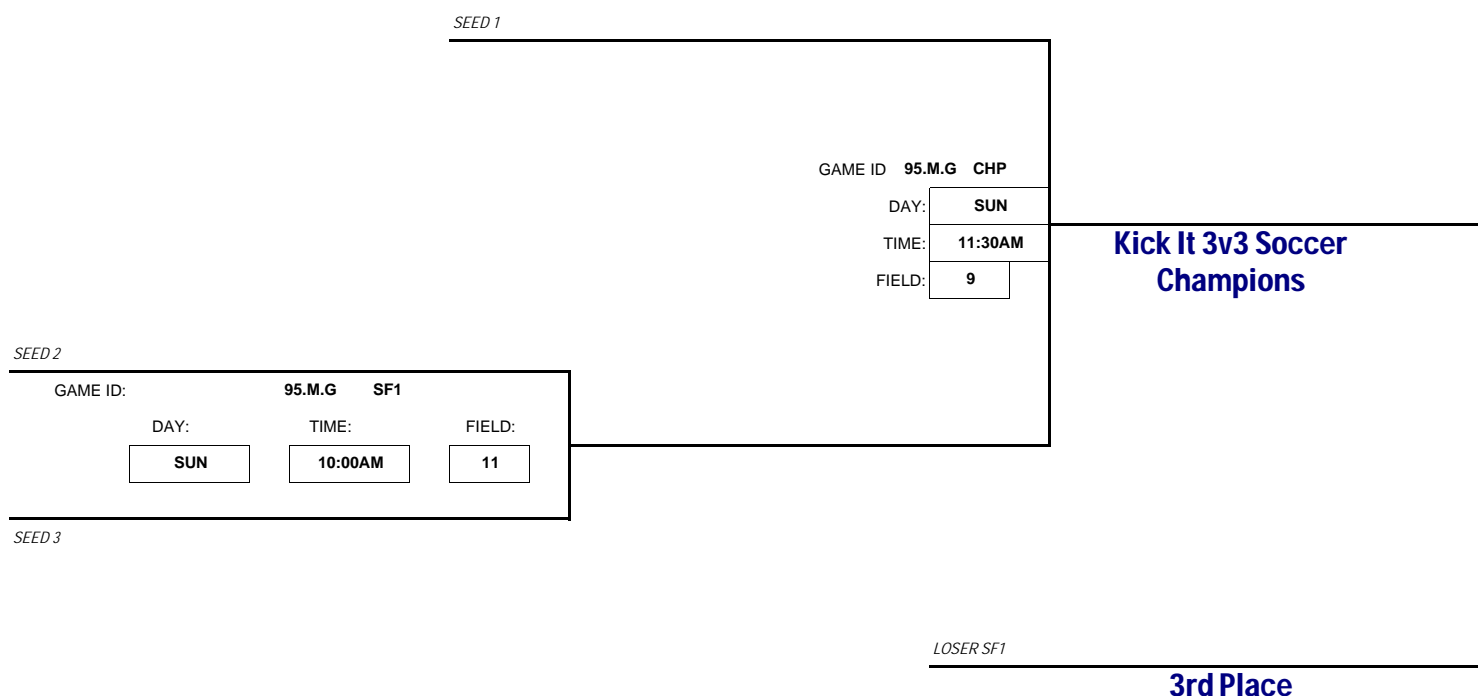
For a Complete Explanation of the KICK IT 3v3 RANKINGS, visit the "Rankings" tab at www.kickit3v3.com

Pool Play Games:

GAME ID	DAY	TIME	FIELD	TEAM	vs	TEAM	POOL #	WINNER	SCORE
95.M.G .001	SAT	9:00AM	16	SHAKE N BAKE BABY	vs	WHAT	Pool 1		
95.M.G .002	SAT	10:00AM	16	CRUSH	vs	WHAT			
95.M.G .003	SAT	11:00AM	16	SHAKE N BAKE BABY	vs	CRUSH			
95.M.G .004	SAT	2:30PM	16	WHAT	vs	SHAKE N BAKE BABY			
95.M.G .005	SAT	3:30PM	16	WHAT	vs	CRUSH			
95.M.G .006	SAT	4:30PM	16	CRUSH	vs	SHAKE N BAKE BABY			

Tie-Breakers: (1) Head to head results between the tied teams; (2) Goal difference in head to head games; (3) Goals against in head to head games; (4) Goal difference in pool play games; (5) Goals against in pool play games; (6) Shootout

Championship Bracket Games



Top 6 Teams from each division at Local Events qualify for the Kick It 3v3 Soccer Regional Championships
 Top 6 Teams from each division at the Regional Events qualify for the Kick It 3v3 Soccer World Championships
 To find out if your team qualifies as an Alternate Qualifying Team, email kickit3v3@experiencebest.com



Greeley, CO

JUNE 12-13

Schedules are subject to change. Check on-line frequently for updates, and during the event, Check the Master Scoreboard for Official Game Schedules. EACH TEAM is responsible for reviewing the MASTER SCOREBOARD after EACH GAME, Winning Teams are responsible for turning in GAME CARDS.

6/11/2010 12:51

Version: 07232009

Last Updated:

Updated By: D.G.

Teams: 5

Division ID:

93/94M.O

Division Description: 93-'94 Male Open

POOL #	KICK IT ID NUMBER	TEAM NAME	CITY	STATE	WINS	LOSSES	TIES
Pool 1	102845	LOS NEGROS					
	102832	WOLF PACK					
	101569	WINDSOR WARRIORS					
	102811	EL TRI					
	102722	WINDSOR WARRIORS 2					

	KI ID#	FINAL STANDINGS (Completed after THIS event)	Local PTS	Reg. PTS
1		(Champion of THIS Event)		
2		(2nd Place of THIS Event)		
3		(3rd Place of THIS Event)		
4		(4th Place of THIS Event)		
5		(5th Place of THIS Event)		

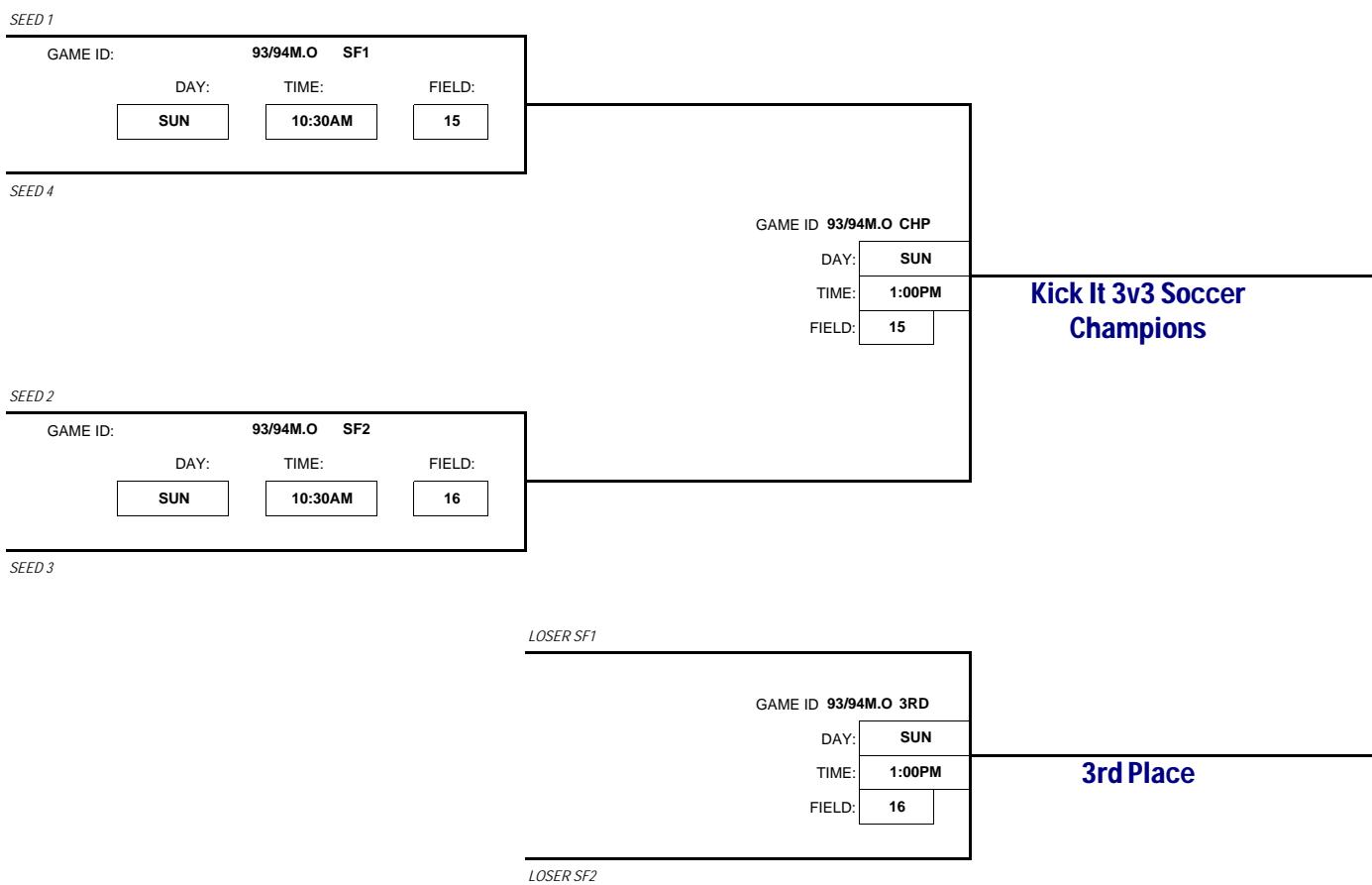
For a Complete Explanation of the KICK IT 3v3 RANKINGS, visit the "Rankings" tab at www.kickit3v3.com

Pool Play Games:

GAME ID	DAY	TIME	FIELD	TEAM	vs	TEAM	POOL #	WINNER	SCORE
93/94M.O .001	SAT	9:30AM	17	LOS NEGROS	vs	WOLF PACK	Pool 1		
93/94M.O .002	SAT	9:30AM	18	WINDSOR WARRIORS	vs	EL TRI			
93/94M.O .003	SAT	10:30AM	21	LOS NEGROS	vs	WINDSOR WARRIORS 2			
93/94M.O .004	SAT	10:30AM	22	WOLF PACK	vs	EL TRI			
93/94M.O .005	SAT	12:00PM	21	WINDSOR WARRIORS	vs	WINDSOR WARRIORS 2			
93/94M.O .006	SAT	12:00PM	22	LOS NEGROS	vs	EL TRI			
93/94M.O .007	SAT	3:00PM	21	WOLF PACK	vs	WINDSOR WARRIORS			
93/94M.O .008	SAT	3:00PM	22	EL TRI	vs	WINDSOR WARRIORS 2			
93/94M.O .009	SAT	4:30PM	21	LOS NEGROS	vs	WINDSOR WARRIORS			
93/94M.O .010	SAT	4:30PM	22	WOLF PACK	vs	WINDSOR WARRIORS 2			

Tie-Breakers: (1) Head to head results between the tied teams; (2) Goal difference in head to head games; (3) Goals against in head to head games; (4) Goal difference in pool play games; (5) Goals against in pool play games; (6) Shootout

Championship Bracket Games



By participating in a Local Event teams qualify for the Kick It 3v3 Soccer Regional Championships
All Gold division teams and the top 6 Silver teams at the Regional Events qualify for the Kick It 3v3 Soccer World Championships



Greeley, CO

JUNE 12-13

Schedules are subject to change. Check on-line frequently for updates, and during the event, Check the Master Scoreboard for Official Game Schedules. EACH TEAM is responsible for reviewing the MASTER SCOREBOARD after EACH GAME, Winning Teams are responsible for turning in GAME CARDS.

6/11/2010 12:51

Version: 07232009

Last Updated:

Updated By: D.G.

Teams: 5

Division ID:

91/92.M.O

Division Description: 91-'92 Male Open

POOL #	KICK IT ID NUMBER	TEAM NAME	CITY	STATE	WINS	LOSSES	TIES
Pool 1		THE TOON SQUAD					
	102824	TEAM OJALA TERREMOTO					
	102827	UNKNOWN					
	102825	THE GREATER FIENDS					
	102814	MEXICO					

	KI ID#	FINAL STANDINGS (Completed after THIS event)	Local PTS	Reg. PTS
1		(Champion of THIS Event)		
2		(2nd Place of THIS Event)		
3		(3rd Place of THIS Event)		
4		(4th Place of THIS Event)		
5		(5th Place of THIS Event)		

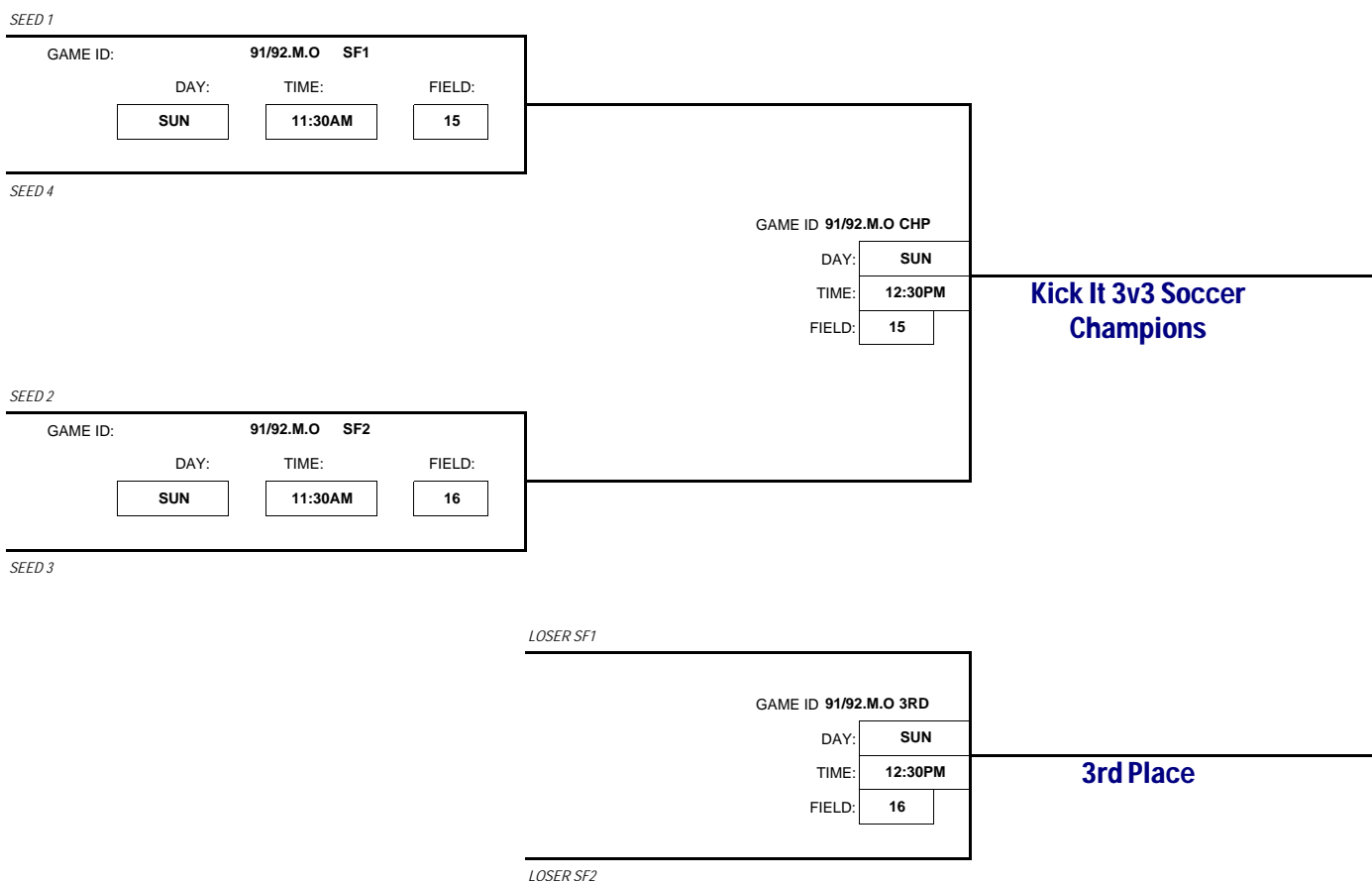
For a Complete Explanation of the KICK IT 3v3 RANKINGS, visit the "Rankings" tab at www.kickit3v3.com

Pool Play Games:

GAME ID	DAY	TIME	FIELD	TEAM	vs	TEAM	POOL #	WINNER	SCORE
91/92.M.O .001	SAT	9:00AM	21	THE TOON SQUAD	vs	TEAM OJALA TERREMOTO	Pool 1		
91/92.M.O .002	SAT	9:00AM	22	UNKNOWN	vs	THE GREATER FIENDS			
91/92.M.O .003	SAT	10:00AM	21	THE TOON SQUAD	vs	MEXICO			
91/92.M.O .004	SAT	10:00AM	22	TEAM OJALA TERREMOTO	vs	THE GREATER FIENDS			
91/92.M.O .005	SAT	11:30AM	21	UNKNOWN	vs	MEXICO			
91/92.M.O .006	SAT	11:30AM	22	THE TOON SQUAD	vs	THE GREATER FIENDS			
91/92.M.O .007	SAT	2:30PM	21	TEAM OJALA TERREMOTO	vs	UNKNOWN			
91/92.M.O .008	SAT	2:30PM	22	THE GREATER FIENDS	vs	MEXICO			
91/92.M.O .009	SAT	4:00PM	21	THE TOON SQUAD	vs	UNKNOWN			
91/92.M.O .010	SAT	4:00PM	22	TEAM OJALA TERREMOTO	vs	MEXICO			

Tie-Breakers: (1) Head to head results between the tied teams; (2) Goal difference in head to head games; (3) Goals against in head to head games; (4) Goal difference in pool play games; (5) Goals against in pool play games; (6) Shootout

Championship Bracket Games



By participating in a Local Event teams qualify for the Kick It 3v3 Soccer Regional Championships
All Gold division teams and the top 6 Silver teams at the Regional Events qualify for the Kick It 3v3 Soccer World Championships