



**SALT LAKE CITY, UT**

JUNE 4-5TH



**Below are the Results for all**

# **BOYS DIVISIONS**

**for this event.**

**Note that there are multiple divisions, so remember to**

**scroll down to find your division.**

**Thank you for participating in Kick It!**



# Salt Lake City, UT

June 4-5th, 2010

Schedules are subject to change. Check on-line frequently for updates, and during the event, Check the Master Scoreboard for Official Game Schedules. EACH TEAM is responsible for reviewing the MASTER SCOREBOARD after EACH GAME, Winning Teams are responsible for turning in GAME CARDS.

7/2/2010 9:58

Version: 07232009

**Last Updated:** Wednesday, June 2nd

**Updated By:** B.L.

**Teams:** 3

## 91.92.M.G

**Division ID:**

**Division Description:** 91/92' Male Gold

POOL #	KICK IT ID NUMBER	TEAM NAME	CITY	STATE	WINS	LOSSES	TIES
Pool 1	102432	TEAM SEX PANTHER			I	II	
	102686	URIKAI WARRIORS			II		I
	102025	PUMAS			II		I

	KI ID#	FINAL STANDINGS (Completed after THIS event)	Local PTS	Reg. PTS
1	102025	PUMAS	300	
2	102686	URIKAI WARRIORS	270	
3	102432	TEAM SEX PANTHER	240	

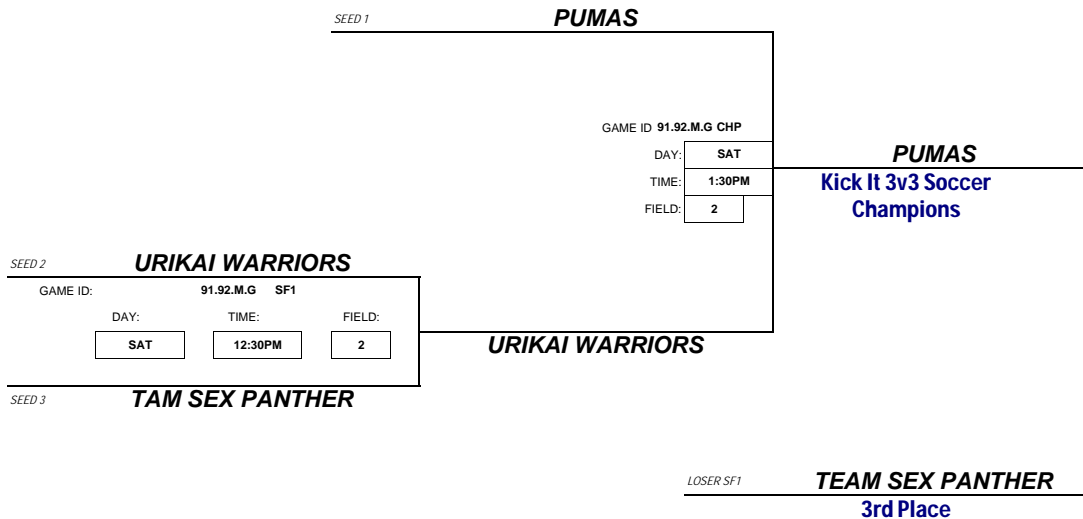
For a Complete Explanation of the KICK IT 3v3 RANKINGS, visit the "Rankings" tab at [www.kickit3v3.com](http://www.kickit3v3.com)

### Pool Play Games:

GAME ID	DAY	TIME	FIELD	TEAM	vs	TEAM	POOL #	WINNER	SCORE
91.92.M.G .001	FRI	6:00PM	2	TEAM SEX PANTHER	vs	URIKAI WARRIORS	Pool 1	URIKAI WARRIORS	12-7
91.92.M.G .002	FRI	7:00PM	2	PUMAS	vs	URIKAI WARRIORS		TIE	6-6
91.92.M.G .003	FRI	8:00PM	2	TEAM SEX PANTHER	vs	PUMAS		PUMAS	6-3
91.92.M.G .004	SAT	9:30AM	2	URIKAI WARRIORS	vs	TEAM SEX PANTHER		URIKAI WARRIORS	9-5
91.92.M.G .005	SAT	10:30AM	2	URIKAI WARRIORS	vs	PUMAS		PUMAS	5-4
91.92.M.G .006	SAT	11:30AM	2	PUMAS	vs	TEAM SEX PANTHER		TEAM SEX PANTHERS	6-2

Tie-Breakers: (1) Head to head results between the tied teams; (2) Goal difference in head to head games; (3) Goals against in head to head games; (4) Goal difference in pool play games; (5) Goals against in pool play games; (6) Shootout

### Championship Bracket Games



By participating in a Local Event teams qualify for the Kick It 3v3 Soccer Regional Championships  
 All Gold division teams and the top 6 Silver teams at the Regional Events qualify for the Kick It 3v3 Soccer World Championships



# SALT LAKE CITY, UT

JUNE 4-5TH, 2010

Schedules are subject to change. Check on-line frequently for updates, and during the event, Check the Master Scoreboard for Official Game Schedules. EACH TEAM is responsible for reviewing the MASTER SCOREBOARD after EACH GAME, Winning Teams are responsible for turning in GAME CARDS.

7/2/2010 9:58

Version: 07232009

Last Updated: WEDNESDAY, JUNE 2ND

Updated By: B.L.

Teams: 3

Division ID:

# 94' MG

Division Description: 94' YOUTH MALE GOLD

POOL #	KICK IT ID NUMBER	TEAM NAME	CITY	STATE	WINS	LOSSES	TIES
Pool 1	102424	SEXY DINOSAURS					
	102123	GOON SQUAD					
	101284	MAN-U					

	KI ID#	FINAL STANDINGS (Completed after THIS event)	Local PTS	Reg. PTS
1	101284	MAN-U	300	
2	102424	SEXY DINOSAURS	270	
3	102123	GOON SQUAD	240	

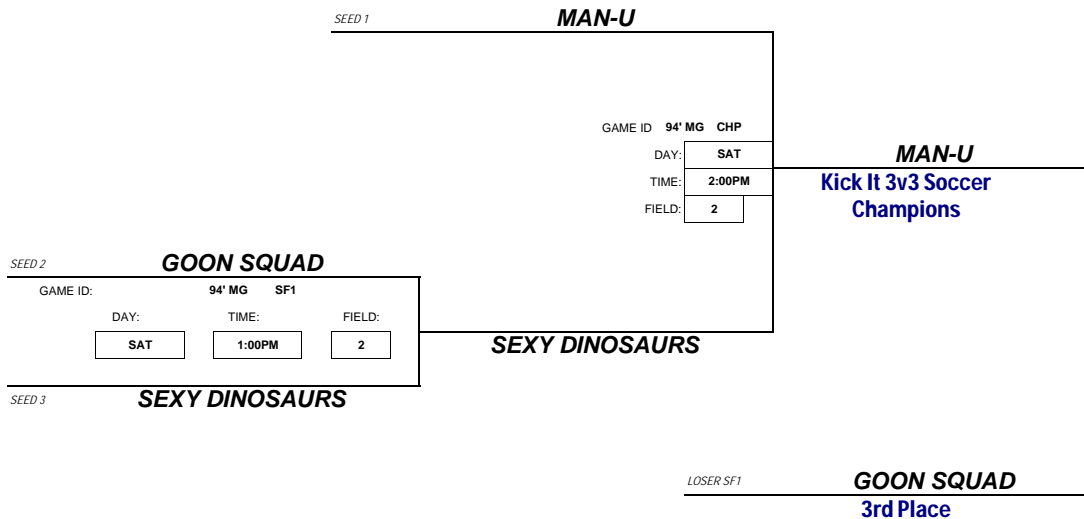
For a Complete Explanation of the KICK IT 3v3 RANKINGS, visit the "Rankings" tab at [www.kickit3v3.com](http://www.kickit3v3.com)

## Pool Play Games:

GAME ID	DAY	TIME	FIELD	TEAM	vs	TEAM	POOL #	WINNER	SCORE
94' MG .001	FRI	6:30PM	2	SEXY DINOSAURS	vs	GOON SQUAD	Pool 1	GOON SQUAD	5-2
94' MG .002	FRI	7:30PM	2	MAN-U	vs	GOON SQUAD		MAN-U	12-2
94' MG .003	SAT	9:00AM	2	SEXY DINOSAURS	vs	MAN-U		MAN-U	9-3
94' MG .004	SAT	10:00AM	2	GOON SQUAD	vs	SEXY DINOSAURS		SEXY DINOSAURS	7-3
94' MG .005	SAT	11:00AM	2	GOON SQUAD	vs	MAN-U		MAN-U	9-1
94' MG .006	SAT	12:00PM	2	MAN-U	vs	SEXY DINOSAURS		MAN-U	10-1

Tie-Breakers: (1) Head to head results between the tied teams; (2) Goal difference in head to head games; (3) Goals against in head to head games; (4) Goal difference in pool play games; (5) Goals against in pool play games; (6) Shootout

## Championship Bracket Games



By participating in a Local Event teams qualify for the Kick It 3v3 Soccer Regional Championships  
All Gold division teams and the top 6 Silver teams at the Regional Events qualify for the Kick It 3v3 Soccer World Championships



JUNE 4-5TH, 2010

Sc  
\*\*\*Pi

Schedules are subject to change. Check on-line frequently for updates, and during the event, Check the Master Scoreboard for Official Game Schedules. EACH TEAM is responsible for reviewing the MASTER SCOREBOARD after EACH GAME, Winning Teams are responsible for turning in GAME CARDS.

7/2/2010 9:58 07232009

Last Updated: WEDNESDAY, JUNE 2ND

Updated By: B.L.

Teams: 4

Division ID:

# 95' MG

Division Description: 95' YOUTH MALE GOLD

POOL #	KICK IT ID NUMBER	TEAM NAME	CITY	STATE	WINS	LOSSES	TIES
Pool 1	102327	CAVEMAN					
	102330	FUIABLOS					
	102682	TITANS					
	101924	FUSION 95					

	KI ID#	FINAL STANDINGS (Will be completed after THIS event)	Local PTS	Reg. PTS
1	102682	TITANS	400	
2	101924	FUSION 95	360	
3	102330	FUIABLOS	320	
4	102327	CAVEMAN	280	

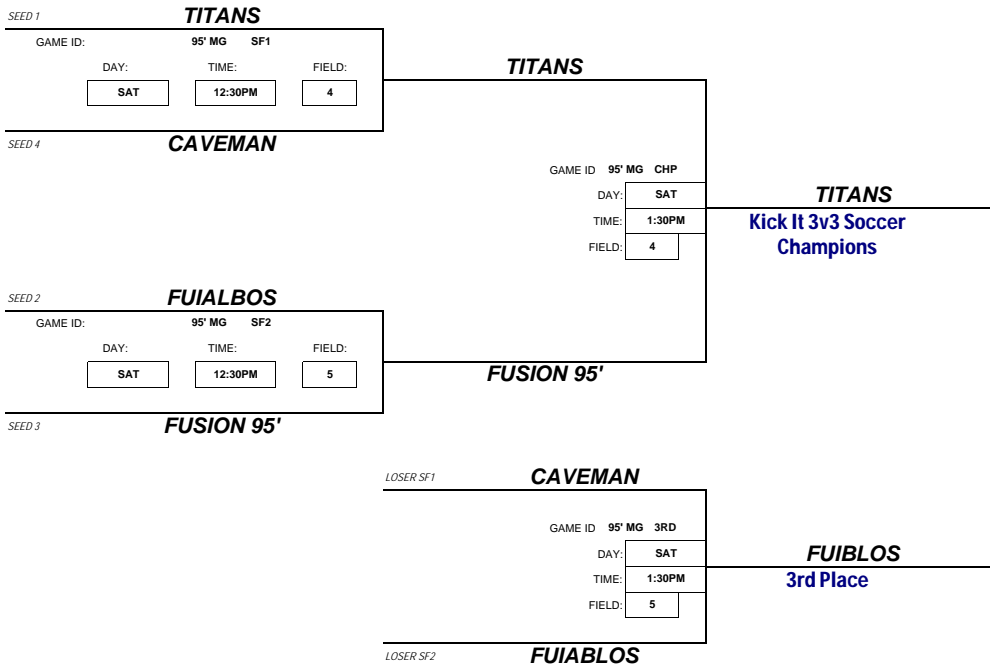
For a Complete Explanation of the KICK IT 3v3 RANKINGS, visit the "Rankings" tab at www.kickit3v3.com

### Pool Play Games:

GAME ID	DAY	TIME	FIELD	TEAM	vs	TEAM	POOL #	WINNER	SCORE
95' MG .001	FRI	6:00PM	4	CAVEMAN	vs	FUIABLOS	Pool 1	FUIABLOS	7-5
95' MG .002	FRI	6:00PM	5	TITANS	vs	FUSION 95		TITANS	9-8
95' MG .003	FRI	7:00PM	4	CAVEMAN	vs	TITANS		TITANS	7-5
95' MG .004	FRI	7:00PM	5	FUIABLOS	vs	FUSION 95		TIE	8-8
95' MG .005	SAT	9:30AM	4	CAVEMAN	vs	FUSION 95		FUSION 95'	10-2
95' MG .006	SAT	9:30AM	5	FUIABLOS	vs	TITANS		TITANS	8-4

Tie-Breakers: (1) Head to head results between the tied teams; (2) Goal difference in head to head games; (3) Goals against in head to head games; (4) Goal difference in pool play games; (5) Goals against in pool play games; (6) Shootout

### Championship Bracket Games



By participating in a Local Event teams qualify for the Kick It 3v3 Soccer Regional Championships  
All Gold division teams and the top 6 Silver teams at the Regional Events qualify for the Kick It 3v3 Soccer World Championships



JUNE 4-5TH, 2010

Schedules are subject to change. Check on-line frequently for updates, and during the event, Check the Master Scoreboard for Official Game Schedules. EACH TEAM is responsible for reviewing the MASTER SCOREBOARD after EACH GAME, Winning Teams are responsible for turning in GAME CARDS.

7/2/2010 9:58

Version: 07232009

Last Updated: THURSDAY, JUNE 3RD

Updated By: B.L.

Teams: 10

Division ID:

# 96'MO

Division Description: 96' Male Youth Open

POOL #	KICK IT ID NUMBER	TEAM NAME	CITY	STATE	WINS	LOSSES	TIES
Pool 1	102336	JOGA 2			I	I	I
	102690	RANGERS 96'			II		I
	102427	SPARTA 96' PREMIER DM			I	II	
	102431	STRIKERS FC BLACK			III		
	102325	BASIN ELITE			I	II	
Pool 2	102335	JOGA 1			I	II	I
	102267	SPARTA			I	III	
	102429	STRIKERS FC WHITE			I	I	II
		SPARTA BLUE			III		
	102430	STRIKERS FC RED			I	II	I

	KI ID#	FINAL STANDINGS (Completed after THIS event)	Local PTS	Reg. PTS
1	102431	STRIKERS FC BLACK	1000	
1	102690	RANGERS 96	1000	
3	102336	JOGA 2	800	
3		SPARTA BLUE	800	
5	102335	JOGA 1	600	
6	102429	STRIKERS FC WHITE	500	
7	102325	BASIN ELITE	400	
7	102427	SPARTA 96' PREMIER DM	400	
7	102267	SPARTA	400	
7	102430	STRIKERS FC RED	400	

For a Complete Explanation of the KICK IT 3v3 RANKINGS, visit the "Rankings" tab at [www.kickit3v3.com](http://www.kickit3v3.com)

### Pool Play Games:

GAME ID	DAY	TIME	FIELD	TEAM	vs	TEAM	POOL #	WINNER	SCORE
96'MO .001	FRI	6:00PM	9	JOGA 2	vs	RANGERS 96'	Pool 1	TIE	4-4
96'MO .002	FRI	6:00PM	10	SPARTA 96' PREMIER DM	vs	STRIKERS FC BLACK		STRIKERS FC BLACK	11-7
96'MO .003	FRI	7:30PM	9	JOGA 2	vs	BASIN ELITE		BASIN ELITE	7-6
96'MO .004	FRI	7:30PM	10	RANGERS 96'	vs	STRIKERS FC BLACK		STRIKERS FC BLACK	6-3
96'MO .005	SAT	9:00AM	9	SPARTA 96' PREMIER DM	vs	BASIN ELITE		SPARTA 96' PREMIER DM	11-2
96'MO .006	SAT	9:00AM	10	JOGA 2	vs	STRIKERS FC BLACK		STRIKERS FC BLACK	5-4
96'MO .007	SAT	10:00AM	9	RANGERS 96'	vs	SPARTA 96' PREMIER DM		RANGERS 96'	10-8
96'MO .008	SAT	10:00AM	10	STRIKERS FC BLACK	vs	BASIN ELITE		STRIKERS FC BLACK	12-2
96'MO .009	SAT	11:30AM	12	JOGA 2	vs	SPARTA 96' PREMIER DM		JOGA 2	6-5
96'MO .010	SAT	11:30AM	13	RANGERS 96'	vs	BASIN ELITE		RANGERS 96'	12-4
96'MO .011	FRI	6:30PM	9	JOGA 1	vs	SPARTA	Pool 2	SPARTA	6-0
96'MO .012	FRI	6:30PM	10	STRIKERS FC WHITE	vs	SPARTA BLUE		SPARTA BLUE	11-7
96'MO .013	FRI	8:00PM	9	JOGA 1	vs	STRIKERS FC RED		JOGA 1	6-3
96'MO .014	FRI	8:00PM	10	SPARTA	vs	SPARTA BLUE		SPARTA BLUE	8-5
96'MO .015	SAT	9:30AM	9	STRIKERS FC WHITE	vs	STRIKERS FC RED		TIE	6-6
96'MO .016	SAT	9:30AM	10	JOGA 1	vs	SPARTA BLUE		SPARTA BLUE	6-3
96'MO .017	SAT	11:00AM	9	SPARTA	vs	STRIKERS FC WHITE		STRIKERS FC WHITE	7-5
96'MO .018	SAT	11:00AM	10	SPARTA BLUE	vs	STRIKERS FC RED		SPARTA BLUE	5-4
96'MO .019	SAT	11:30AM	14	JOGA 1	vs	STRIKERS FC WHITE		TIE	6-6
96'MO .020	SAT	11:30AM	15	SPARTA	vs	STRIKERS FC RED		STRIKERS FC RED	12-8

Tie-Breakers: (1) Head to head results between the tied teams; (2) Goal difference in head to head games; (3) Goals against in head to head games; (4) Goal difference in pool play games; (5) Goals against in pool play games; (6) Shootout

### Championship Bracket Games on Next Page

By participating in a Local Event teams qualify for the Kick It 3v3 Soccer Regional Championships  
All Gold division teams and the top 6 Silver teams at the Regional Events qualify for the Kick It 3v3 Soccer World Championships



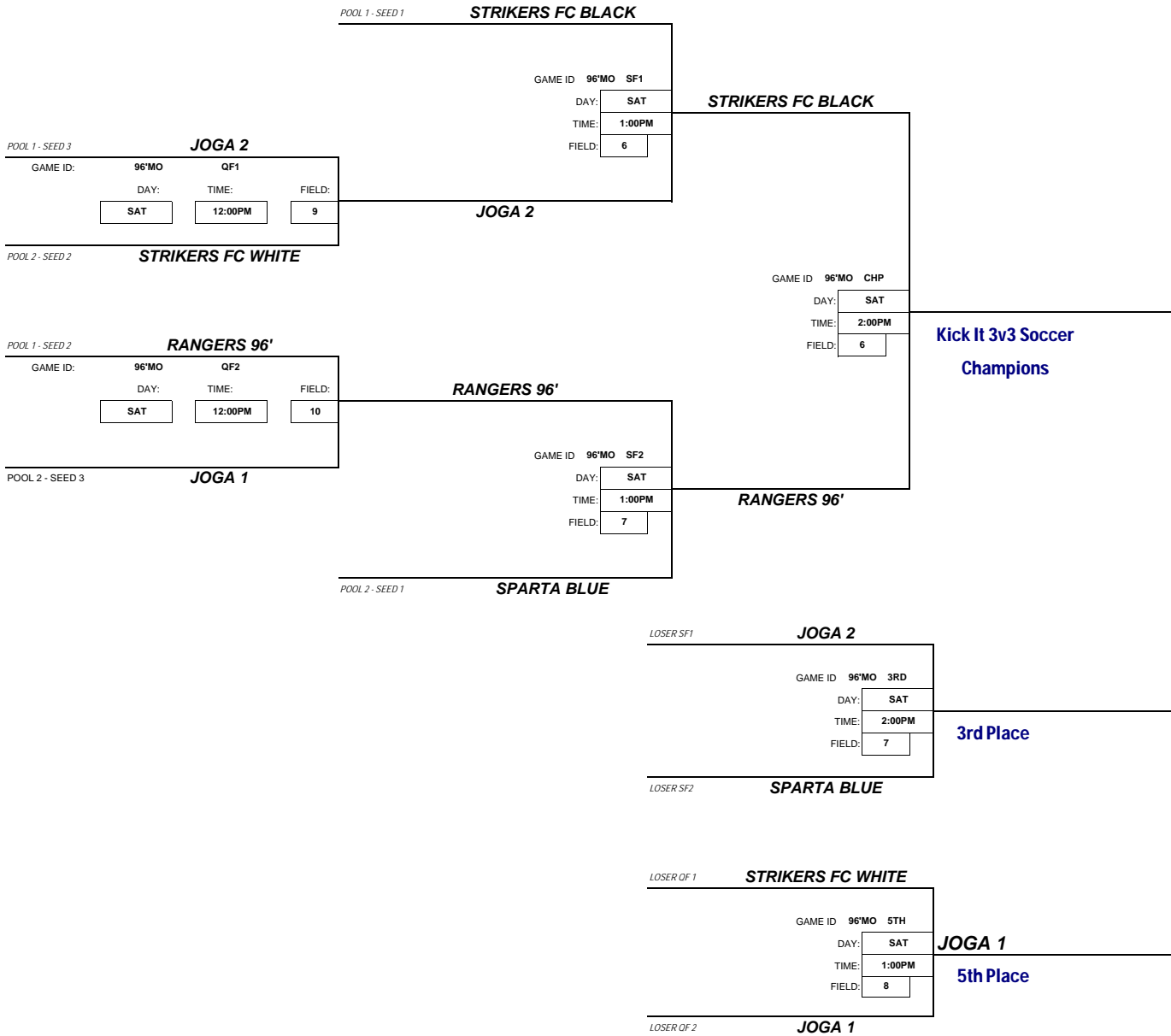
**Kick It** Presented By  
**SPORTS AUTHORITY**  
**3V3 SOCCER**  
**SALT LAKE CITY, UT**  
 JUNE 4-5TH, 2010

# 96'MO

Division ID:

Division Description: 96' Male Youth Open

## Championship Bracket Games



By participating in a Local Event teams qualify for the Kick It 3v3 Soccer Regional Championships  
 All Gold division teams and the top 6 Silver teams at the Regional Events qualify for the Kick It 3v3 Soccer World Championships



# SALT LAKE CITY, UT

JUNE 4-5TH, 2010

Sc  
\*\*\*P

Schedules are subject to change. Check on-line frequently for updates, and during the event, Check the Master Scoreboard for Official Game Schedules. EACH TEAM is responsible for reviewing the MASTER SCOREBOARD after EACH GAME, Winning Teams are responsible for turning in GAME CARDS.

7/2/2010 9:58 07232009

Last Updated: WEDNESDAY, JUNE 2ND

Updated By: B.L.

Teams: 6

Division ID:

# 97' MO

Division Description: 97' YOUTH MALE OPEN

POOL #	KICK IT ID NUMBER	TEAM NAME	CITY	STATE	WINS	LOSSES	TIES
Pool 1	102629	MURRAY MAX					I
	102625	NUFC3					I
	102624	NORTHERN UNITED FC DW			II		
	102341	NUFC TIGERS			III		
	102346	RAZZIA ROAD RASH			I		
	102331	GREASED LIGHTNING			II		

	KI ID#	FINAL STANDINGS (Completed after THIS event)	Local PTS	Reg. PTS
1	102341	NUFC TIGERS	600	
2	102331	GREASED LIGHTNING	540	
3	102346	RAZZIA ROAD RASH	480	
4	102624	NUFC DW	420	
5	102629	MURRAY MAX	360	
5	102625	NUFC3	300	

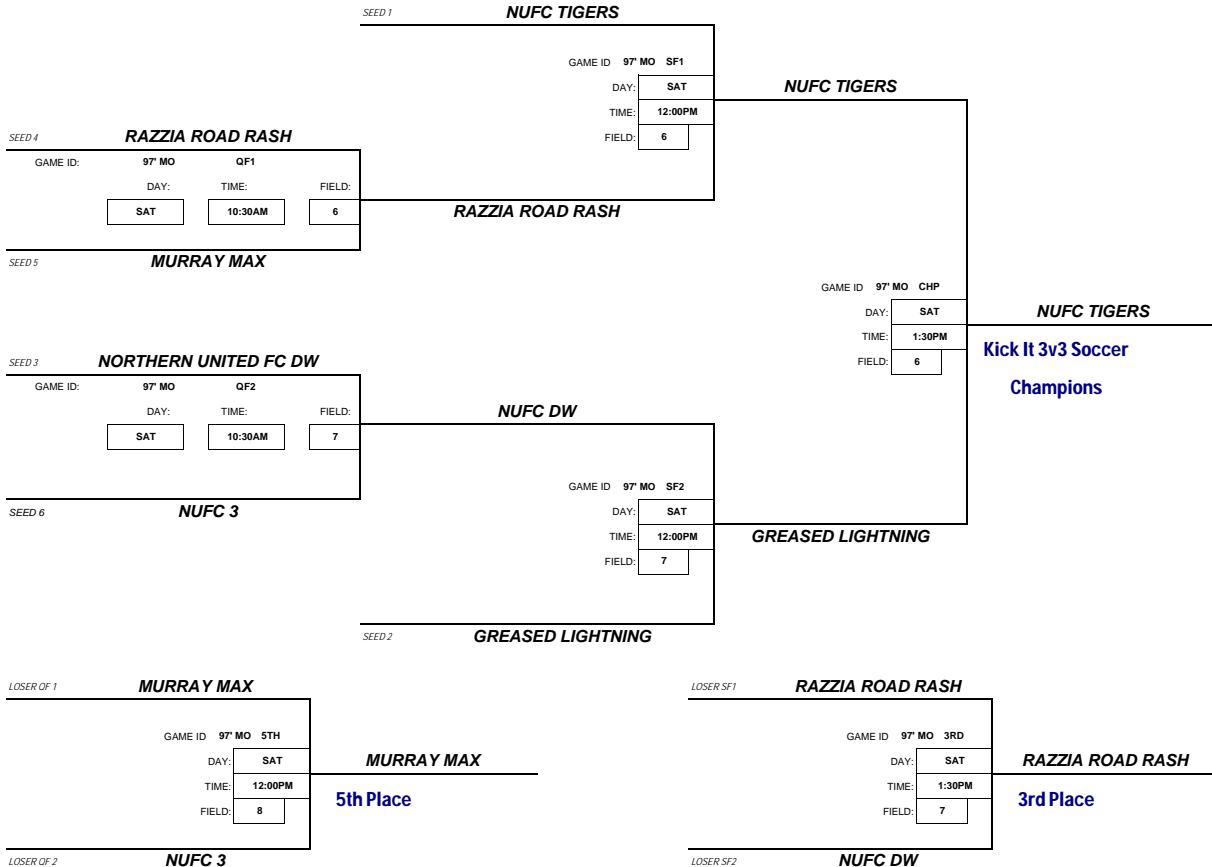
For a Complete Explanation of the KICK IT 3v3 RANKINGS, visit the "Rankings" tab at www.kickit3v3.com

### Pool Play Games:

GAME ID	DAY	TIME	FIELD	TEAM	vs	TEAM	POOL #	WINNER	SCORE
97' MO .001	FRI	6:30PM	6	MURRAY MAX	vs	NUFC3	Pool 1	TIE	5-5
97' MO .002	FRI	6:30PM	7	NORTHERN UNITED FC DW	vs	NUFC TIGERS		NUFC TIGERS	8-5
97' MO .003	FRI	6:30PM	8	RAZZIA ROAD RASH	vs	GREASED LIGHTNING		GREASED LIGHTNING	7-4
97' MO .004	FRI	8:00PM	6	MURRAY MAX	vs	NORTHERN UNITED FC DW		NORTHERN UNITED FC DW	5-3
97' MO .005	FRI	8:00PM	7	NUFC3	vs	RAZZIA ROAD RASH		RAZZIA ROAD RASH	4-3
97' MO .006	FRI	8:00PM	8	NUFC TIGERS	vs	GREASED LIGHTNING		NUFC TIGERS	7-5
97' MO .007	SAT	9:30AM	6	NORTHERN UNITED FC DW	vs	RAZZIA ROAD RASH		NORTHERN UNITED FC DW	5-2
97' MO .008	SAT	9:30AM	7	NUFC3	vs	GREASED LIGHTNING		GREASED LIGHTNING	9-2
97' MO .009	SAT	9:30AM	8	MURRAY MAX	vs	NUFC TIGERS		NUFC TIGERS	7-1

Tie-Breakers: (1) Head to head results between the tied teams; (2) Goal difference in head to head games; (3) Goals against in head to head games; (4) Goal difference in pool play games; (5) Goals against in pool play games; (6) Shootout

### Championship Bracket Games



By participating in a Local Event teams qualify for the Kick It 3v3 Soccer Regional Championships  
All Gold division teams and the top 6 Silver teams at the Regional Events qualify for the Kick It 3v3 Soccer World Championships



# SALT LAKE CITY, UT

JUNE 4-5TH, 2010

Schedules are subject to change. Check on-line frequently for updates, and during the event, Check the Master Scoreboard for Official Game Schedules. EACH TEAM is responsible for reviewing the MASTER SCOREBOARD after EACH GAME, Winning Teams are responsible for turning in GAME CARDS.

7/2/2010 9:58

Version: 07232009

Last Updated: WEDNESDAY, JUNE 2ND

Updated By: B.L.

Teams: 5

Division ID:

Division Description: 98/99' Male Gold

# 98/99'MG

POOL #	KICK IT ID NUMBER	TEAM NAME	CITY	STATE	WINS	LOSSES	TIES
Pool 1	102685	TORRES			I		II
	102340	MILLCREEK WARRIORS			I		II
	102688	USA 99 UNITED			III		I
	102687	USA 99 BARCA			II		I
	102338	LIGHTNING				III	

	KI ID#	FINAL STANDINGS (Completed after THIS event)	Local PTS	Reg. PTS
1	102687	USA 99 BARCA	500	
2	102688	USA 99 UNITED	450	
3	102685	TORRES	400	
4	102340	MILLCREEK WARRIORS	350	
5	102338	LIGHTNING	300	

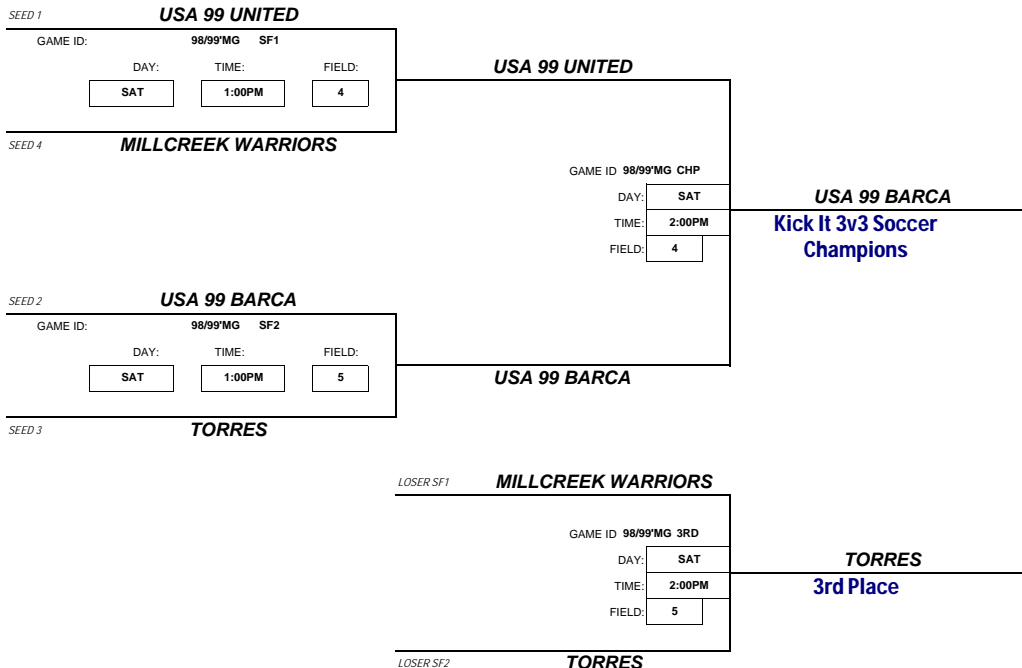
For a Complete Explanation of the KICK IT 3v3 RANKINGS, visit the "Rankings" tab at [www.kickit3v3.com](http://www.kickit3v3.com)

## Pool Play Games:

GAME ID	DAY	TIME	FIELD	TEAM	vs	TEAM	POOL #	WINNER	SCORE
98/99'MG .001	FRI	6:30PM	4	TORRES	vs	MILLCREEK WARRIORS	Pool 1	TIE	4-4
98/99'MG .002	FRI	6:30PM	5	USA 99 UNITED	vs	USA 99 BARCA		USA UNITED	9-7
98/99'MG .003	FRI	7:30PM	4	TORRES	vs	LIGHTNING		TORRES	12-4
98/99'MG .004	FRI	7:30PM	5	MILLCREEK WARRIORS	vs	USA 99 BARCA		TIE	4-4
98/99'MG .005	SAT	9:00AM	4	USA 99 UNITED	vs	LIGHTNING		USA UNITED	12-3
98/99'MG .006	SAT	9:00AM	5	TORRES	vs	USA 99 BARCA		USA BARCA	12-3
98/99'MG .007	SAT	10:00AM	4	MILLCREEK WARRIORS	vs	USA 99 UNITED		USA UNITED	10-2
98/99'MG .008	SAT	10:00AM	5	USA 99 BARCA	vs	LIGHTNING		USA BARCA	12-3
98/99'MG .009	SAT	11:00AM	4	TORRES	vs	USA 99 UNITED		TIE	5-5
98/99'MG .010	SAT	11:00AM	5	MILLCREEK WARRIORS	vs	LIGHTNING		MILLCREEK WARRIORS	6-3

Tie-Breakers: (1) Head to head results between the tied teams; (2) Goal difference in head to head games; (3) Goals against in head to head games; (4) Goal difference in pool play games; (5) Goals against in pool play games; (6) Shootout

## Championship Bracket Games



By participating in a Local Event teams qualify for the Kick It 3v3 Soccer Regional Championships  
 All Gold division teams and the top 6 Silver teams at the Regional Events qualify for the Kick It 3v3 Soccer World Championships



JUNE 4-5TH, 2010

Sc  
\*\*\*PI

Schedules are subject to change. Check on-line frequently for updates, and during the event, Check the Master Scoreboard for Official Game Schedules. EACH TEAM is responsible for reviewing the MASTER SCOREBOARD after EACH GAME, Winning Teams are responsible for turning in GAME CARDS.

7/2/2010 9:58 07232009

Last Updated: WEDNESDAY, JUNE 2ND

Updated By: B.L.

Teams: 4

Division ID:

00'MG

Division Description: 00' YOUTH MALE GOLD

POOL #	KICK IT ID NUMBER	TEAM NAME	CITY	STATE	WINS	LOSSES	TIES
Pool 1	102606	BLITZ				III	
	102428	STRIKERS FC 00			III		
	102332	GREMIO			I	II	
	102329	FORZA U10			II	I	

	KI ID#	FINAL STANDINGS (Will be completed after THIS event)	Local PTS	Reg. PTS
1	102428	STRIKERS FC 00	400	
1	102329	FORZA U10	400	
3	102332	GREMIO	320	
4	102606	BLITZ	280	

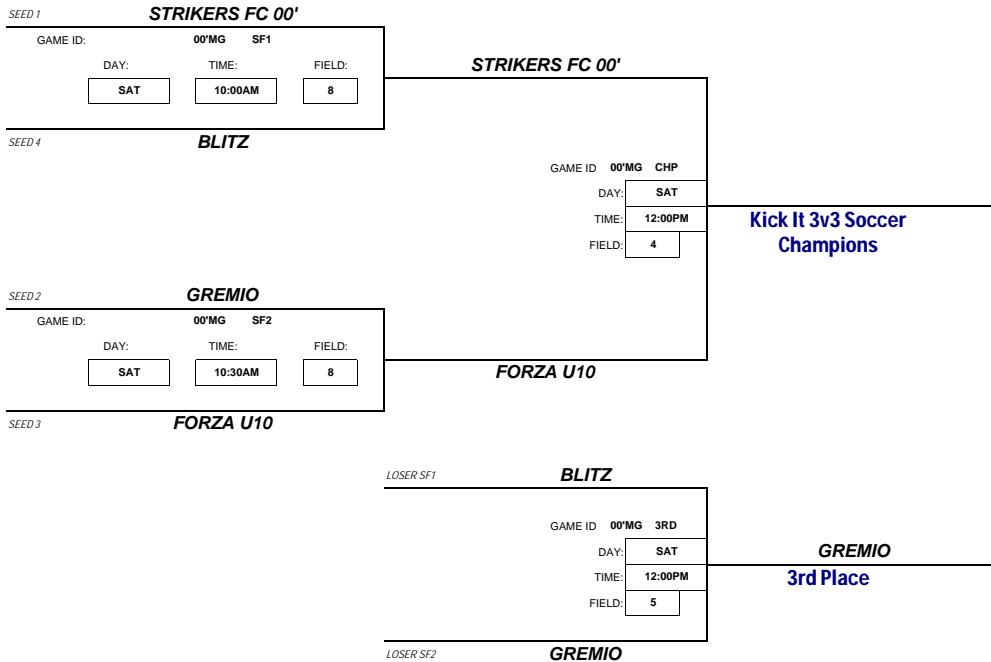
For a Complete Explanation of the KICK IT 3v3 RANKINGS, visit the "Rankings" tab at www.kickit3v3.com

Pool Play Games:

GAME ID	DAY	TIME	FIELD	TEAM	vs	TEAM	POOL #	WINNER	SCORE
00'MG .001	FRI	6:00PM	11	BLITZ	vs	STRIKERS FC 00	Pool 1	STRIKERS	10-1
00'MG .002	FRI	6:00PM	12	GREMIO	vs	FORZA U10		FORZA	7-5
00'MG .003	FRI	7:00PM	6	BLITZ	vs	GREMIO		GREMIO	7-1
00'MG .004	FRI	7:00PM	7	STRIKERS FC 00	vs	FORZA U10		STRIKERS	11-2
00'MG .005	FRI	8:00PM	11	BLITZ	vs	FORZA U10		FORZA	10-1
00'MG .006	FRI	8:00PM	12	STRIKERS FC 00	vs	GREMIO		STRIKERS	9-5

Tie-Breakers: (1) Head to head results between the tied teams; (2) Goal difference in head to head games; (3) Goals against in head to head games; (4) Goal difference in pool play games; (5) Goals against in pool play games; (6) Shootout

Championship Bracket Games



By participating in a Local Event teams qualify for the Kick It 3v3 Soccer Regional Championships  
All Gold division teams and the top 6 Silver teams at the Regional Events qualify for the Kick It 3v3 Soccer World Championships



# Salt Lake City, UT

June 4-5th

Schedules are subject to change. Check on-line frequently for updates, and during the event, Check the Master Scoreboard for Official Game Schedules. EACH TEAM is responsible for reviewing the MASTER SCOREBOARD after EACH GAME, Winning Teams are responsible for turning in GAME CARDS.

7/2/2010 9:58

Version: 07232009

Last Updated: Wednesday, June 2nd

Updated By: B.L.

Teams: 3

Division ID:

# MG01'

Division Description: 01' Youth Male Gold

POOL #	KICK IT ID NUMBER	TEAM NAME	CITY	STATE	WINS	LOSSES	TIES
Pool 1	102689	USA BARCELONA					
	102691	USA MADRID					
	102320	SPARTA TRAVELERS					

	KI ID#	FINAL STANDINGS (Completed after THIS event)	Local PTS	Reg. PTS
1	102320	SPARTA TRAVELERS	300	
1	102689	USA BARCELONA	300	
3	102691	USA MADRID	240	

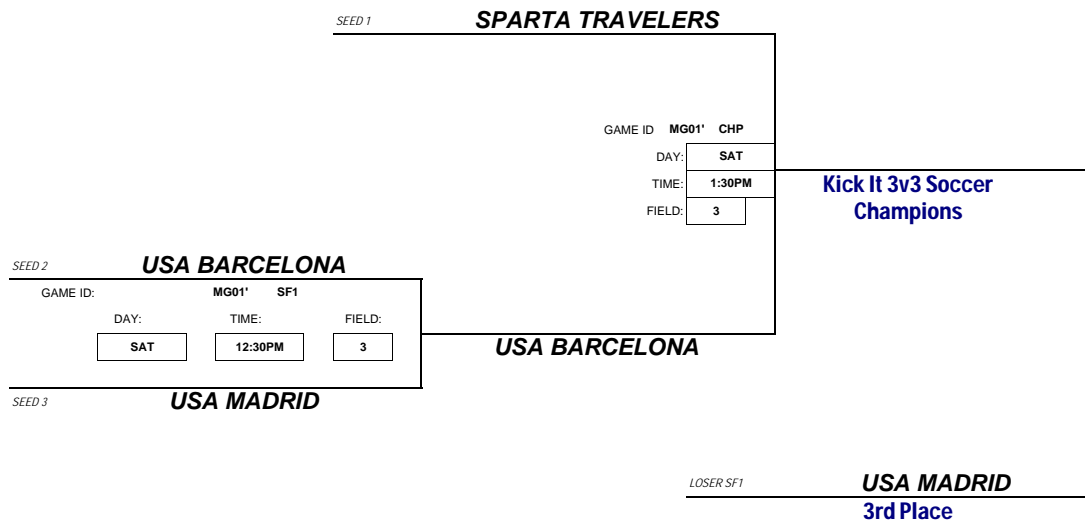
For a Complete Explanation of the KICK IT 3v3 RANKINGS, visit the "Rankings" tab at [www.kickit3v3.com](http://www.kickit3v3.com)

## Pool Play Games:

GAME ID	DAY	TIME	FIELD	TEAM	vs	TEAM	POOL #	WINNER	SCORE
MG01' .001	FRI	6:00PM	3	USA BARCELONA	vs	USA MADRID	Pool 1	USA MADRID	7-4
MG01' .002	FRI	7:00PM	3	SPARTA TRAVELERS	vs	USA MADRID		SPARTA TRAVELERS	10-3
MG01' .003	FRI	8:00PM	3	USA BARCELONA	vs	SPARTA TRAVELERS		SPARTA TRAVELERS	8-6
MG01' .004	SAT	9:30AM	3	USA MADRID	vs	USA BARCELONA		USA BARCELONA	12-1
MG01' .005	SAT	10:30AM	3	USA MADRID	vs	SPARTA TRAVELERS		SPARTA TRAVELERS	6-2
MG01' .006	SAT	11:30AM	3	SPARTA TRAVELERS	vs	USA BARCELONA		SPARTA TRAVELERS	6-4

Tie-Breakers: (1) Head to head results between the tied teams; (2) Goal difference in head to head games; (3) Goals against in head to head games; (4) Goal difference in pool play games; (5) Goals against in pool play games; (6) Shootout

## Championship Bracket Games



By participating in a Local Event teams qualify for the Kick It 3v3 Soccer Regional Championships  
All Gold division teams and the top 6 Silver teams at the Regional Events qualify for the Kick It 3v3 Soccer World Championships



# Salt Lake City, UT

June 4-5

Schedules are subject to change. Check on-line frequently for updates, and during the event, Check the Master Scoreboard for Official Game Schedules. EACH TEAM is responsible for reviewing the MASTER SCOREBOARD after EACH GAME, Winning Teams are responsible for turning in GAME CARDS.

Last Updated: 7/2/2010 9:58

07232009

Updated By: T.D.

Division ID:

# M 02-03

Teams: 6

Division Description: Male '02-'03

POOL #	KICK IT ID NUMBER	TEAM NAME	CITY	STATE	WINS	LOSSES	TIES
Pool 1	102338	KNOTTY FC			2	1	
	102628	SPARTA UNITED				3	
	102189	BATTLE BOYZ				3	
	102626	SPARTA REAL			3		
	102345	RANGERS JR.			2	1	
	102275	TIGERS			2	1	

	KI ID#	FINAL STANDINGS (Completed after THIS event)	Local PTS	Reg. PTS
1	102345	RANGERS JR.	600	
2	102626	SPARTA REAL	540	
3	102275	TIGERS	480	
4	102338	KNOTTY FC	420	
5	102189	BATTLE BOYZ	360	
6	102628	SPARTA UNITED	300	

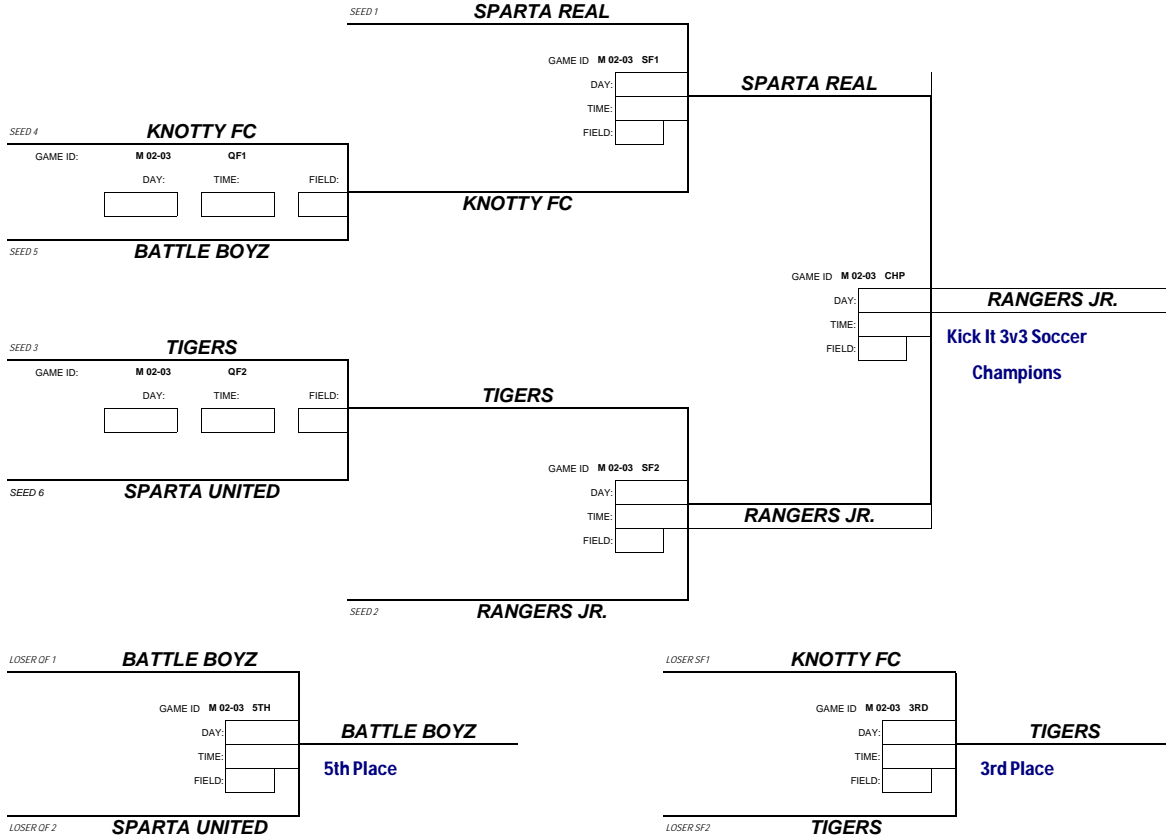
### Pool Play Games:

For a Complete Explanation of the KICK IT 3v3 RANKINGS, visit the "Rankings" tab at www.kickit3v3.com

GAME ID	DAY	TIME	FIELD	TEAM	VS	TEAM	POOL #	WINNER	SCORE
M 02-03 .001	FRI	6:00PM	1	KNOTTY FC	VS	SPARTA UNITED	Pool 1	KNOTTY FC	9-5
M 02-03 .002	FRI	6:30PM	1	BATTLE BOYZ	VS	SPARTA REAL		SPARTA REAL	12-2
M 02-03 .003	FRI	7:00PM	1	RANGERS JR.	VS	TIGERS		TIGERS	7-6
M 02-03 .004	FRI	7:30PM	1	KNOTTY FC	VS	BATTLE BOYZ		KNOTTY FC	7-5
M 02-03 .005	FRI	8:00PM	1	SPARTA UNITED	VS	RANGERS JR.		RANGERS JR.	12-2
M 02-03 .006	SAT	9:00AM	1	SPARTA REAL	VS	TIGERS		SPARTA REAL	3-2
M 02-03 .007	SAT	9:30AM	1	BATTLE BOYZ	VS	RANGERS JR.		RANGERS JR.	12-1
M 02-03 .008	SAT	10:00AM	1	SPARTA UNITED	VS	TIGERS		TIGERS	12-2
M 02-03 .009	SAT	10:30AM	1	KNOTTY FC	VS	SPARTA REAL		SPARTA REAL	6-4

Tie-Breakers: (1) Head to head results between the tied teams; (2) Goal difference in head to head games; (3) Goals against in head to head games; (4) Goal difference in pool play games; (5) Goals against in pool play games; (6) Shootout

### Championship Bracket Games



By participating in a Local Event teams qualify for the Kick It 3v3 Soccer Regional Championships  
All Gold division teams and the top 6 Silver teams at the Regional Events qualify for the Kick It 3v3 Soccer World Championships